



**NOTE: THE LIGHTING FIXTURES & LANDSCAPE & FENCE DISPLAYED ON THE FACADE ARE FOR ILLUSTRATIVE PURPOSES ONLY. FACADE WINDOWS & DOORS TO BE TINTED GLASS**

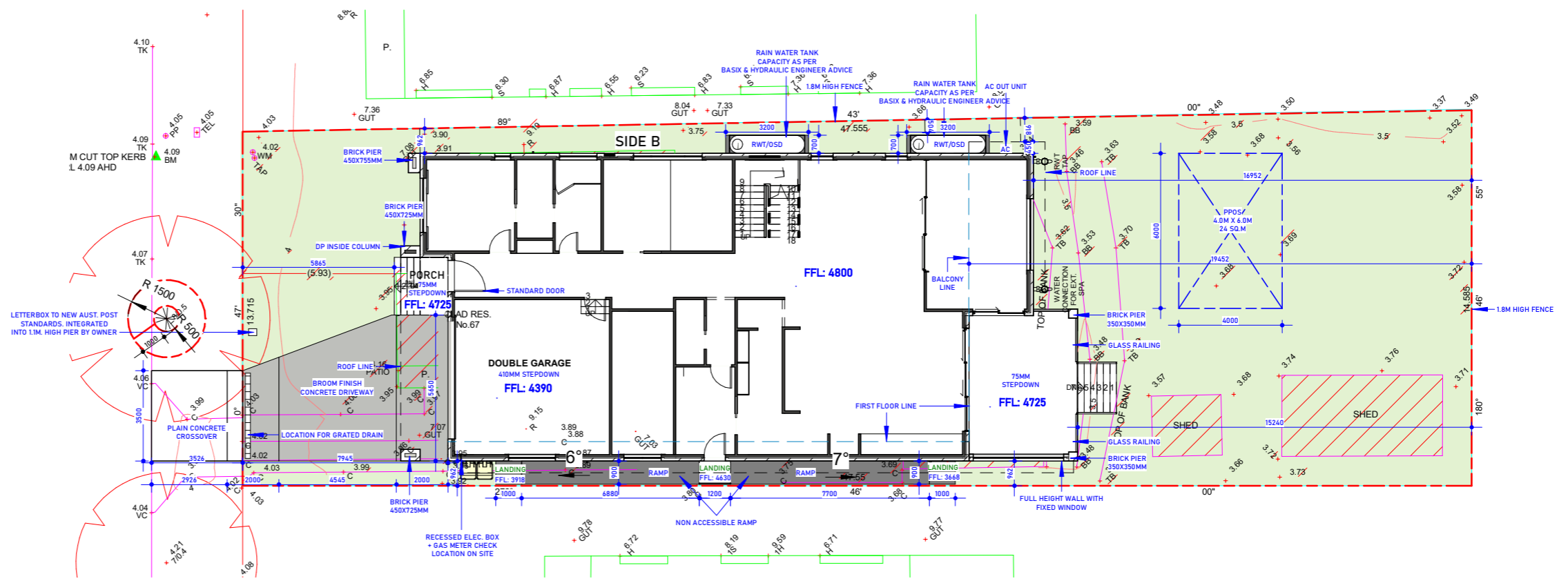
TITLE	REVISION SCHEDULE				TRUE NORTH	DESIGN BY	DRAWN BY	LOT ADDRESS
	REVISION NO.	DATE	DESCRIPTION	REVISED BY				
<b>FACADE</b>	R012	02/07/2025	REVISED CONCEPT PLAN AS PER CLIENT COMMENT	SB		GJ	OC	FAIRY MEADOW, NSW-2519
	R013	02/07/2025	REVISED CONCEPT PLAN AS PER CLIENT COMMENT	SB		1st CHECK	2nd CHECK	
	R014	16/07/2025	MODIFICATION AS PER CLIENT COMMENTS & COUNCIL RFI	OC		SB	PB	
	R015	19/09/2025	CC DRAWING SET	OC	DWG No:	APPROVED BY	PB	CLIENT NAME:
	R016	24/10/2025	LAUNDRY EXTERNAL STEPS CHANGE TO RAMP	OC				
	R017	12/12/2025	CONSTRUCTION DRAWING	OC	DW 01	DATE :	13/01/2026	
	R018	23/12/2025	CONSTRUCTION DRAWING	OC				
	R019	30/12/2025	CONSTRUCTION DRAWING	GJ	PROJECT NO :	SCALE: NTS		
	R020	06/01/2026	CONSTRUCTION DRAWING	OC				
	R021	13/01/2026	CONSTRUCTION DRAWING UPDATED AS PER COMMENTS	OC				
					NO. - 445	ISSUED FOR CONSTRUCTION		



**AUSTRALIAN STANDARDS COMPLIANCE:**

THE BUILDING WORKS SHALL BE CONSTRUCTED IN ACCORDANCE WITH, BUT NOT LIMITED TO THE FOLLOWING AUSTRALIAN STANDARDS.

- GLAZING.	AS 1288 AND AS 2047
- COMPONENTS OF PROTECTION OF OPENINGS IN FIRE RESISTANT WALLS	AS/NZS 1905
- TIMBER FRAMING IN ACCORDANCE WITH	AS 1684
- FOOTINGS IN ACCORDANCE WITH	AS 2870
- STORMWATER IN ACCORDANCE WITH	AS 3500
- TERMITE MANAGEMENT IN ACCORDANCE WITH	AS 3660.1
- MASONRY CONSTRUCTION IN ACCORDANCE WITH	AS 3700 & AS 4773.2
- WATERPROOFING IN ACCORDANCE WITH	AS 3740
- SMOKE ALARMS IN ACCORDANCE WITH	AS 3786
- ELECTRICAL INSTALLATIONS	AS 3013
- CONCRETE CONSTRUCTION IN ACCORDANCE WITH	AS 3600
- METAL ROOF SHEETING IN ACCORDANCE WITH	AS 1562.1 AND CLAUSE H1D7 OF THE BCA.
- ROOF TILING IN ACCORDANCE WITH	PART H1D7 OF THE BCA VOL.2 AND AS 2049
- SOUND INSULATION IN ACCORDANCE WITH	AS/NZS 1276
- BALUSTRADE TO COMPLY WITH	PART H5D3 OF BCA VOL.2
- STAIR CONSTRUCTION IN ACCORDANCE WITH	PART H5D2 OF THE BCA VOL.2
- STAIR FLOOR FINISHES ARE REQUIRED TO COMPLY WITH	PART 3.9.1.3 OF THE BCASLIP RESISTANCE (WHEN TESTED IN ACCORDANCE WITH AS 4586)
- STEEL STRUCTURES INCLUDING STEEL LINTELS COMPLIANCE WITH	AS 4100
- OFF STREET PARKING	AS/NZS 2890.1



**BUILDING SPECIFICATION NOTES:**

- 0.2MM HIGH IMPACT VAPOUR MEMBRANE IS REQUIRED FOR ROOMS OR HABITABLE NATURE.
- THE SLAB ON GROUND IS TO BE PROVIDED WITH A 0.2 MICRON HIGH IMPACT VAPOUR MEMBRANE
- STAIRS, STEPS AND BALUSTRADES**
  - INTERNAL STAIR/ANTI-SKID NOSINGS THROUGHOUT THE DWELLING ARE IN ACCORDANCE WITH THE REQUIREMENTS OF PART H5D2 VOLUME 2 OF THE NCCS (BCA)
  - ANY NEW STAIRS ARE REQUIRED TO MEET THE "NON SLIP" REQUIREMENTS DETAILED IN THE BCA, BEING A P3 OR R10 RATING FOR INDOOR (DRY) APPLICATIONS, OR A P4 OR R11 RATING FOR OUTDOOR (WET) APPLICATIONS (INTRODUCED IN BCA 2014)
  - LANDINGS WHERE REQUIRED ARE TO BE IN ACCORDANCE WITH CLAUSE 3.9.1.5 OF BCA.
  - ALL INTERNAL STAIRS ARE TO BE PROVIDED WITH HANDRAIL TO AT LEAST ONE SIDE IN ACCORDANCE CLAUSE 3.9.2.4 OF THE BCA
  - BALUSTRADES SERVICING THE DWELLING ARE IN ACCORDANCE WITH REQUIREMENTS OF PART 3.9 OF VOLUME 2 OF THE NCCS (BCA).
- ALL GLASS BALUSTRADES REQUIRE A LOAD BEARING HANDRAIL ARE TO BE COMPLIED WITH THE REQUIREMENTS OF AS 1288.
- EXTERIOR DOORS STEP DOWN AS PER THE REQUIREMENTS OF PART 3.9.1.5 OF VOLUME 2 OF THE NCCS (BCA)
- SMOKE ALARMS ARE TO BE PROVIDED IN ACCORDANCE WITH THE REQUIREMENTS OF PART 3.7.5.2 OF VOLUME 2 OF NCCS (BCA)
- DOOR SWING OF LIFT OFF HINGES ARE TO BE PROVIDED TO ENCLOSED WC AREA IN ACCORDANCE WITH REQUIREMENTS OF CLAUSE 3.8.3.3 OF VOLUME
- ALL WET AREAS ARE TO BE PROVIDED WITH FLOOR WASTES IN ACCORDANCE WITH BCA.
- INTERNAL FLOOR TO CEILING HEIGHT IN ACCORDANCE WITH THE REQUIREMENTS OF PART H4D4 OF VOLUME 2 OF THE NCCS-BCA.

**NOTE: NO FILLING OF THE SITE IS PERMITTED APART FROM WITHIN THE BUILDING FOOTPRINT AND RAMPED AREAS IMMEDIATELY ADJACENT TO THE GARAGE.**

**NOTE: ALL STRUCTURES OF PROPOSED BUILDING SHOULD BE BUILT WITH FLOOD COMPATIBLE BUILDING COMPONENTS BELOW THE HABITABLE FLOOR LEVEL. REFER TO THE BELOW ATTACHED APPENDIX B: FLOOD COMPATIBLE MATERIALS OF WOLLONGONG DCP 2009**

**NOTE: FINISHED FLOOR LEVELS UPDATED AS PER FLOOD REPORT BY HYDRAULIC ENGINEER**

**NOTE: IF ANY NEW FENCING AT 1% AEP FLOOD EXTENT AREA OF THE DEVELOPMENT SITE IS TO BE OF PERMEABLE (OPEN) TYPE UPTO 1% AEP FLOOD LEVEL PLUS 0.15M FREEBOARD TO ALLOW FREE FLOW OF FLOODWATERS AND NOT TO CAUSE IMPACT TO SURROUNDING LAND IN THE EVENT OF A FLOOD.THE FENCE MATERIAL SHOULD BE BUILT WITH FLOOD COMPATIBLE MATERIAL UPTO 1% AEP FLOOD LEVEL PLUS 0.15M FREEBOARD**

**WE RELY ON SURVEY PROVIDED FOR SITE BOUNDARIES, LEVELS, EASEMENTS, SERVICES ETC. OWNER SHOULD CHECK ANY INCONSISTENCIES PRIOR TO COMMENCEMENT OF ANY WORK ON SITE.**

**ROOF AND GUTTERS**

- ALL ROOF CLADDING IS TO BE IN ACCORDANCE WITH AS.1562.1
- ALL BOX GUTTERS WILL COMPLY WITH PART H2D6 OF BUILDING CODE OF AUSTRALIA (BCA)
- GUTTERS & DOWNPIPES ARE TO BE IN ACCORDANCE WITH CLAUSE H2D6 OF BCA & AS 3500 WITH ALL DOWNPIPES BEING A MINIMUM SIZE OF EITHER 100X 75 OR 100DIA & ALL BOX GUTTERING WILL BE MINIMUM 400W X 200D.
- CONSTRUCTION PLANS/ DETAILS/ SPECIFICATIONS FOR THE PROPOSAL WILL BE PROVIDED PRIOR TO THE COMMENCEMENT OF ANY WORKS.

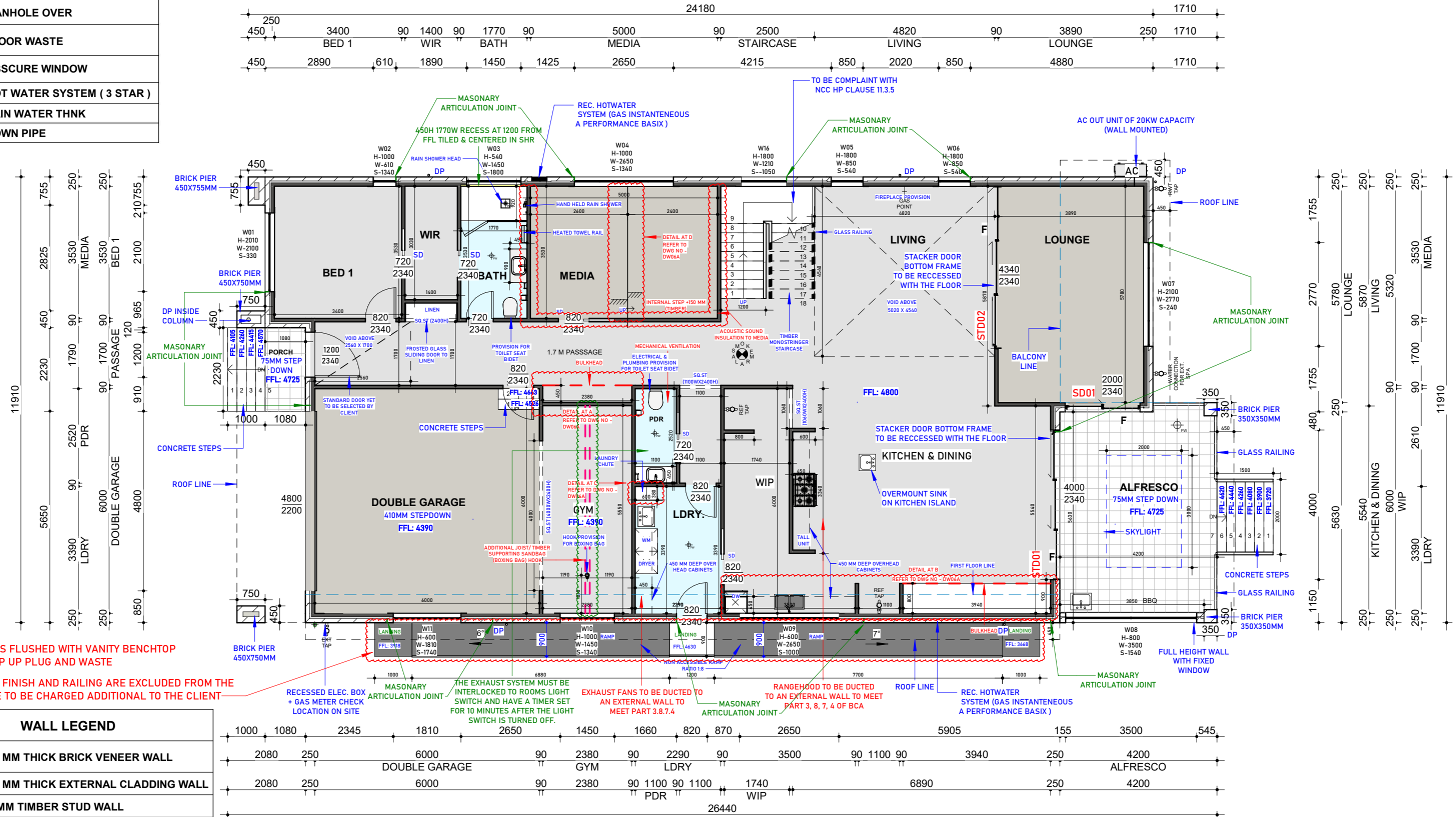
**AREA STATEMENT**  
**COUNCIL : WOLLOGONG CITY COUNCIL**

<b>SITE AREA = 672.90 SQ.M</b>		PRIVATE OPEN SPACE REQUIRED		24 SQ.M
CONTROLS	PERMISSIBLE	PROPOSED	PRIVATE OPEN SPACE PROPOSED	24 SQ.M
<b>LANDSCAPE AREA</b>				
120 SQ.M + 30% OF LOT	321.87 SQ.M	385.68 SQ.M	TOTAL PERMISSIBLE SITE COVERAGE	
F.S.R	50% OF LOT AREA			336.45 SQ.M
0.75:1	504.67 SQ.M	397.90 SQ.M		
<b>FRONT SETBACK</b>				
BUILDING LINE	6.0M	6.86M	43% OF LOT AREA	287.22 SQ.M
GARAGE LINE	5.5M	7.94M		
<b>SIDE SETBACK</b>				
GROUND FLOOR (SIDE A)	0.9M	0.96M		
GROUND FLOOR (SIDE B)	0.9M	0.96M		
FIRST FLOOR (SIDE A)	0.9M	1.71M		
FIRST FLOOR (SIDE B)	0.9M	0.96M		
<b>REAR SETBACK</b>				
GROUND FLOOR	0.9M	15.4M		
FIRST FLOOR	0.9M	15.4M		
<b>BUILDING HEIGHT ( 13 M )</b>				

<b>SITE PLAN</b>	<b>TITLE</b>	<b>LOT672.9 SQ.M AREA STATEMENT</b>			<b>REVISION SCHEDULE</b>				<b>TRUE NORTH</b>	<b>DESIGN BY</b>	<b>DRAWN BY</b>	<b>LOT NO:</b>
	<b>No</b>	<b>Name</b>	<b>Area</b>	<b>R. NO.</b>	<b>DATE</b>	<b>DESCRIPTION</b>	<b>REVISED BY</b>		GJ	OC	PB	FAIRY MEADOW, NSW-2519
				R012	02/07/2025	REVISED CONCEPT PLAN AS PER CLIENT COMMENT	SB					
	R013	02/07/2025	REVISED CONCEPT PLAN AS PER CLIENT COMMENT	SB	DWG No:	APPROVED BY	PB	CLIENT NAME:				
	R014	16/07/2025	MODIFICATION AS PER CLIENT COMMENTS & COUNCIL RFI	OC								
	R015	19/09/2025	CC DRAWING SET	OC	DW 04	DATE :	13/01/2026	PROJECT NO:				
	R016	24/10/2025	LAUNDRY EXTERNAL STEPS CHANGE TO RAMP	OC								
	R017	12/12/2025	CONSTRUCTION DRAWING	OC	NO. - 445	SCALE: 1 : 200	ISSUED FOR CONSTRUCTION					
	R018	23/12/2025	CONSTRUCTION DRAWING	OC								
	R019	30/12/2025	CONSTRUCTION DRAWING	GJ								
R020	06/01/2026	CONSTRUCTION DRAWING	OC									
R021	13/01/2026	CONSTRUCTION DRAWING UPDATED AS PER COMMENTS	OC									
<b>TOTAL AREA</b>		<b>57 SQ.</b>										

LEGENDS	
	SMOKE DETECTOR AND ALARM
	MANHOLE OVER
	FLOOR WASTE
	OBS OBLSCURE WINDOW
	H.W.S HOT WATER SYSTEM ( 3 STAR )
	RWT RAIN WATER THNK
	oDP DOWN PIPE

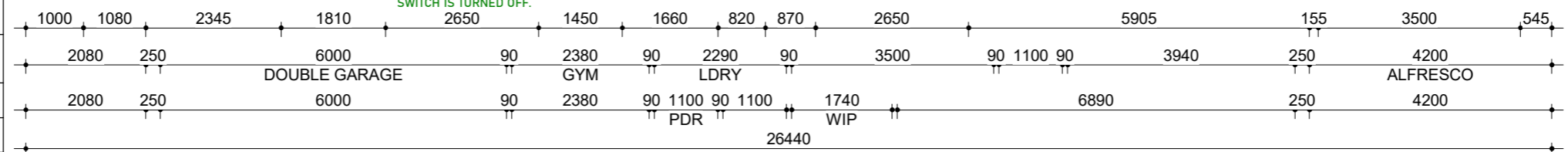
**\*3M HEIGHT TO GROUND FLOOR**



CERAMIC BASINS FLUSHED WITH VANITY BENCHTOP WITH BLACK POP UP PLUG AND WASTE

RAMP SURFACE FINISH AND RAILING ARE EXCLUDED FROM THE SCOPE AND ARE TO BE CHARGED ADDITIONAL TO THE CLIENT

WALL LEGEND	
	250 MM THICK BRICK VENEER WALL
	110 MM THICK EXTERNAL CLADDING WALL
	90 MM TIMBER STUD WALL



## TITLE

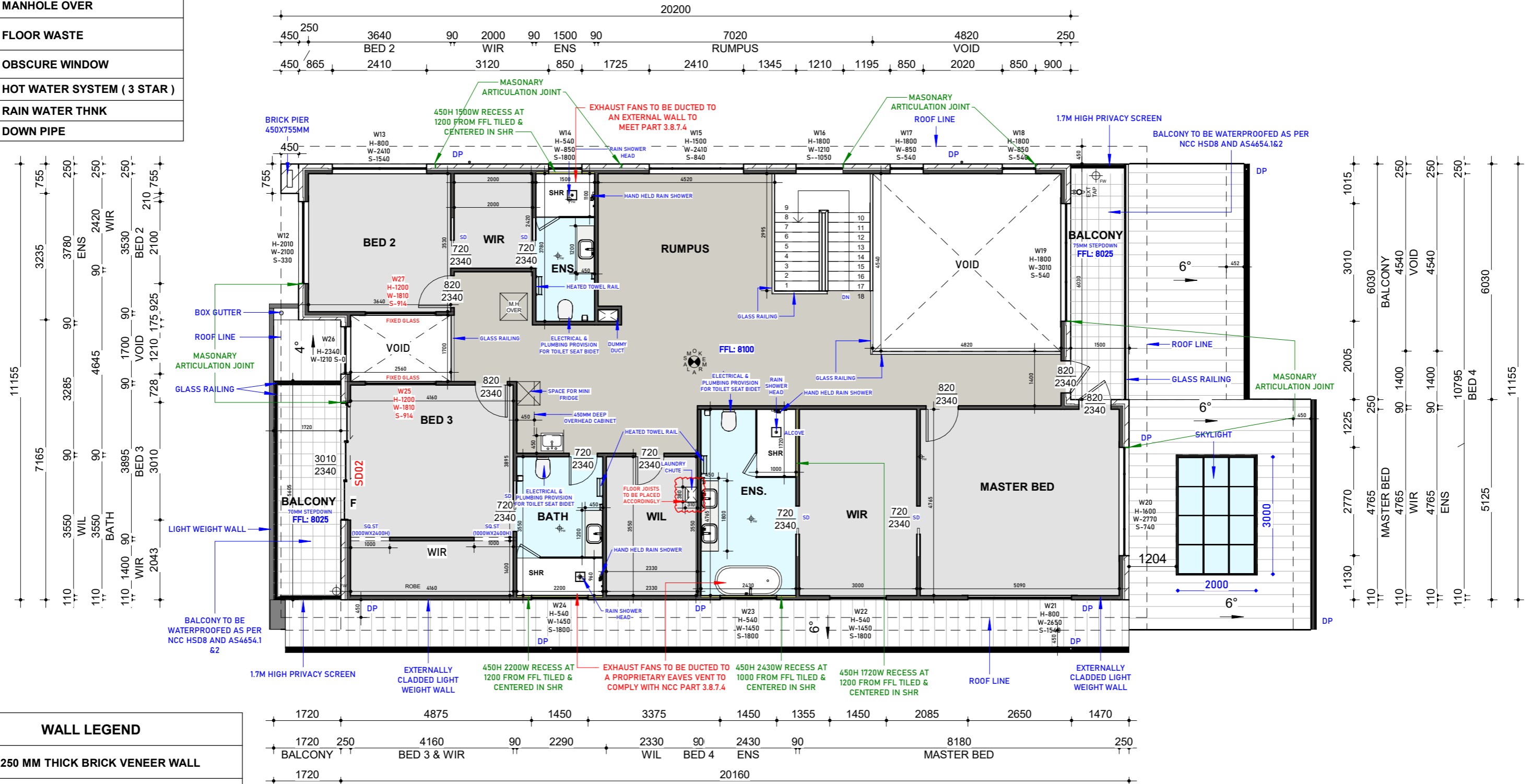
# GROUND FLOOR

REVISION SCHEDULE			
REVISION NO.	DATE	DESCRIPTION	REVISED BY
R012	02/07/2025	REVISED CONCEPT PLAN AS PER CLIENT COMMENT	SB
R013	02/07/2025	REVISED CONCEPT PLAN AS PER CLIENT COMMENT	SB
R014	16/07/2025	MODIFICATION AS PER CLIENT COMMENTS & COUNCIL RFI	OC
R015	19/09/2025	CC DRAWING SET	OC
R016	24/10/2025	LAUNDRY EXTERNAL STEPS CHANGE TO RAMP	OC
R017	12/12/2025	CONSTRUCTION DRAWING	OC
R018	23/12/2025	CONSTRUCTION DRAWING	OC
R019	30/12/2025	CONSTRUCTION DRAWING	GJ
R020	06/01/2026	CONSTRUCTION DRAWING	OC
R021	13/01/2026	CONSTRUCTION DRAWING UPDATED AS PER COMMENTS	OC

TRUE NORTH	DESIGN BY	DRAWN BY	LOT ADDRESS
	GJ	OC	FAIRY MEADOW, NSW-2519
	1st CHECK	2nd CHECK	
	SB	PB	
DWG No:	APPROVED BY	PB	
DW 05	DATE :	13/01/2026	CLIENT NAME:
PROJECT NO :	SCALE:	1:100	
NO. - 445	ISSUED FOR CONSTRUCTION		

LEGENDS	
	SMOKE DETECTOR AND ALARM
	MANHOLE OVER
	FLOOR WASTE
	OBS OBSCURE WINDOW
	H.W.S HOT WATER SYSTEM ( 3 STAR )
	RWT RAIN WATER THNK
	oDP DOWN PIPE

**\*2.7M HEIGHT TO GROUND FLOOR**



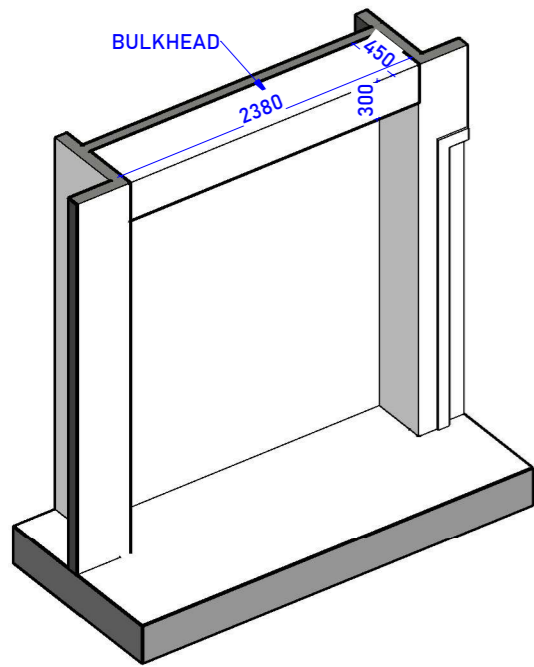
WALL LEGEND	
	250 MM THICK BRICK VENEER WALL
	110 MM THICK EXTERNAL CLADDING WALL
	90 MM TIMBER STUD WALL

**TITLE**  
**FIRST FLOOR**

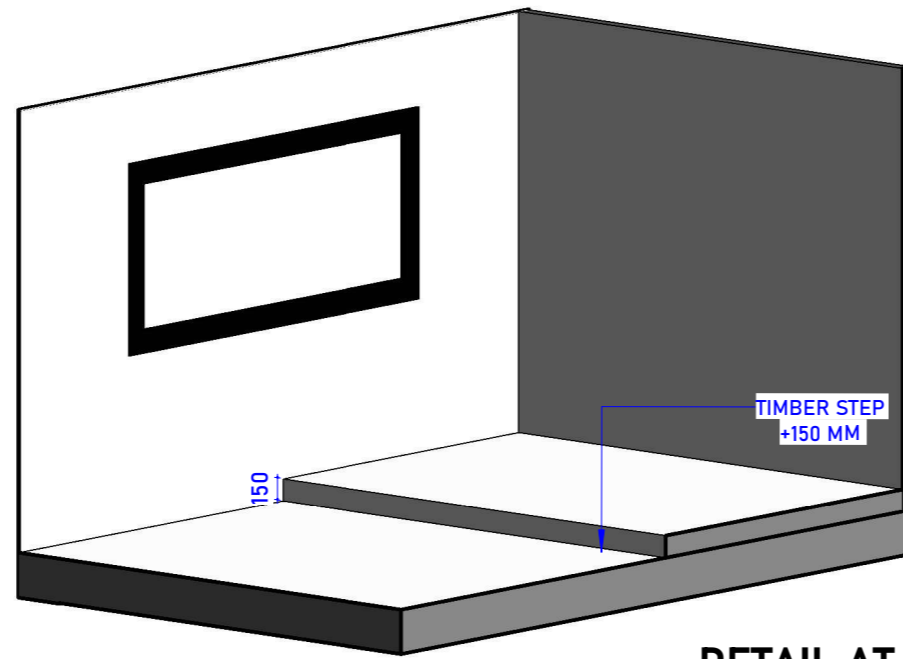
**REVISION SCHEDULE**

REVISION NO.	DATE	DESCRIPTION	REVISED BY
R012	02/07/2025	REVISED CONCEPT PLAN AS PER CLIENT COMMENT	SB
R013	02/07/2025	REVISED CONCEPT PLAN AS PER CLIENT COMMENT	SB
R014	16/07/2025	MODIFICATION AS PER CLIENT COMMENTS & COUNCIL RFI	OC
R015	19/09/2025	CC DRAWING SET	OC
R016	24/10/2025	LAUNDRY EXTERNAL STEPS CHANGE TO RAMP	OC
R017	12/12/2025	CONSTRUCTION DRAWING	OC
R018	23/12/2025	CONSTRUCTION DRAWING	OC
R019	30/12/2025	CONSTRUCTION DRAWING	GJ
R020	06/01/2026	CONSTRUCTION DRAWING	OC
R021	13/01/2026	CONSTRUCTION DRAWING UPDATED AS PER COMMENTS	OC

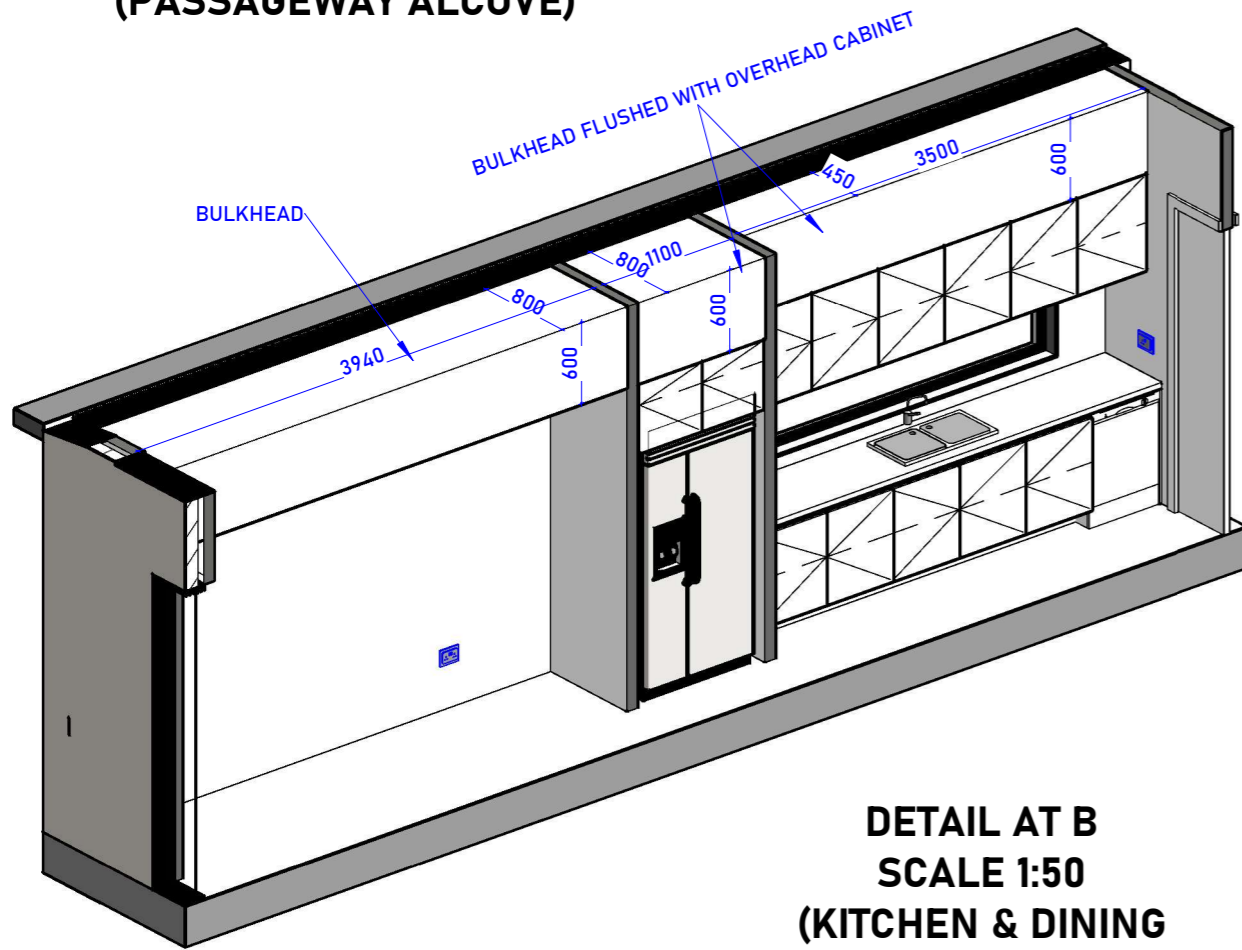
TRUE NORTH	DESIGN BY	DRAWN BY	LOT ADDRESS
	GJ	OC	FAIRY MEADOW, NSW-2519
	1st CHECK	2nd CHECK	
	SB	PB	
DWG No:	APPROVED BY	PB	CLIENT NAME:
DW 06	DATE :	13/01/2026	
PROJECT NO :	SCALE:	1:100	
NO. - 445	ISSUED FOR CONSTRUCTION		



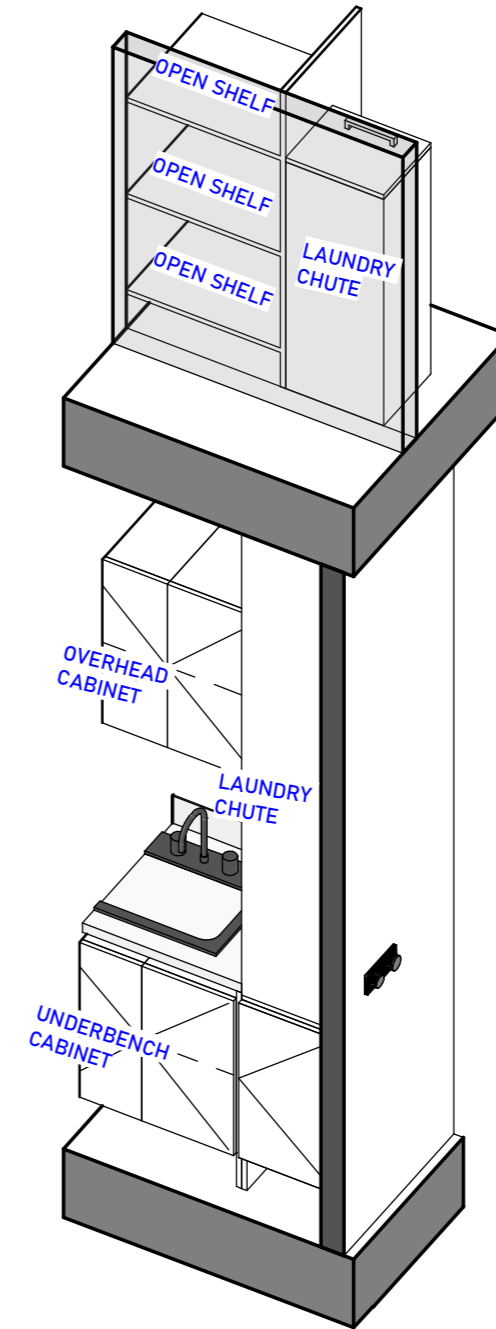
**DETAIL AT A  
SCALE 1:50  
(PASSAGEWAY ALCOVE)**



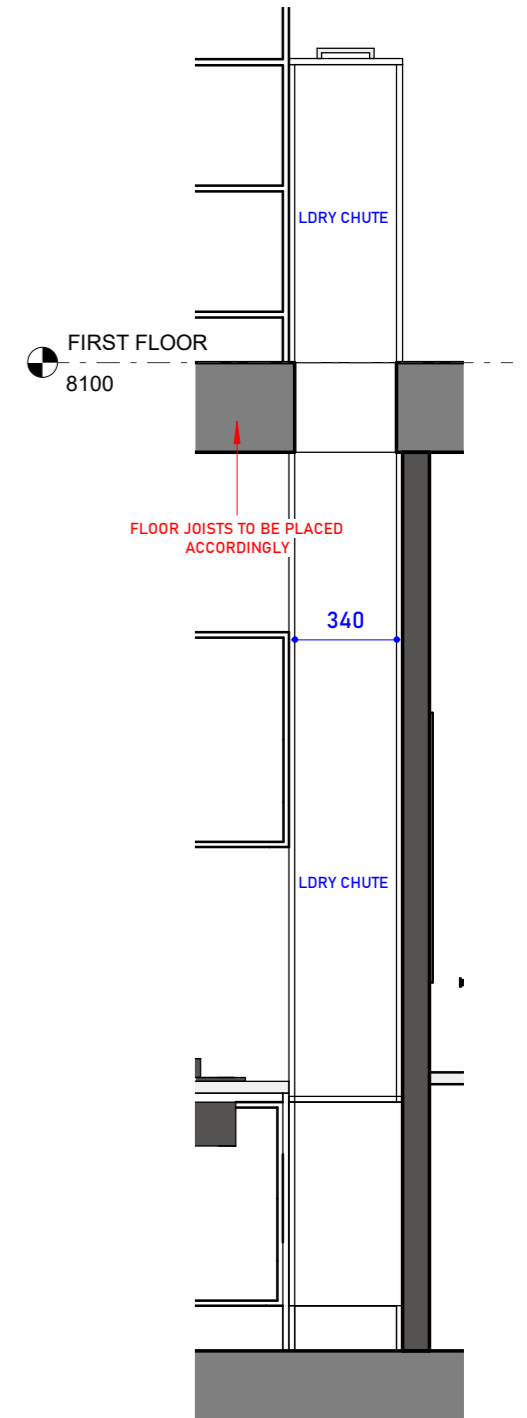
**DETAIL AT D  
SCALE 1:50  
(MEDIA)**



**DETAIL AT B  
SCALE 1:50  
(KITCHEN & DINING  
BULKHEAD)**

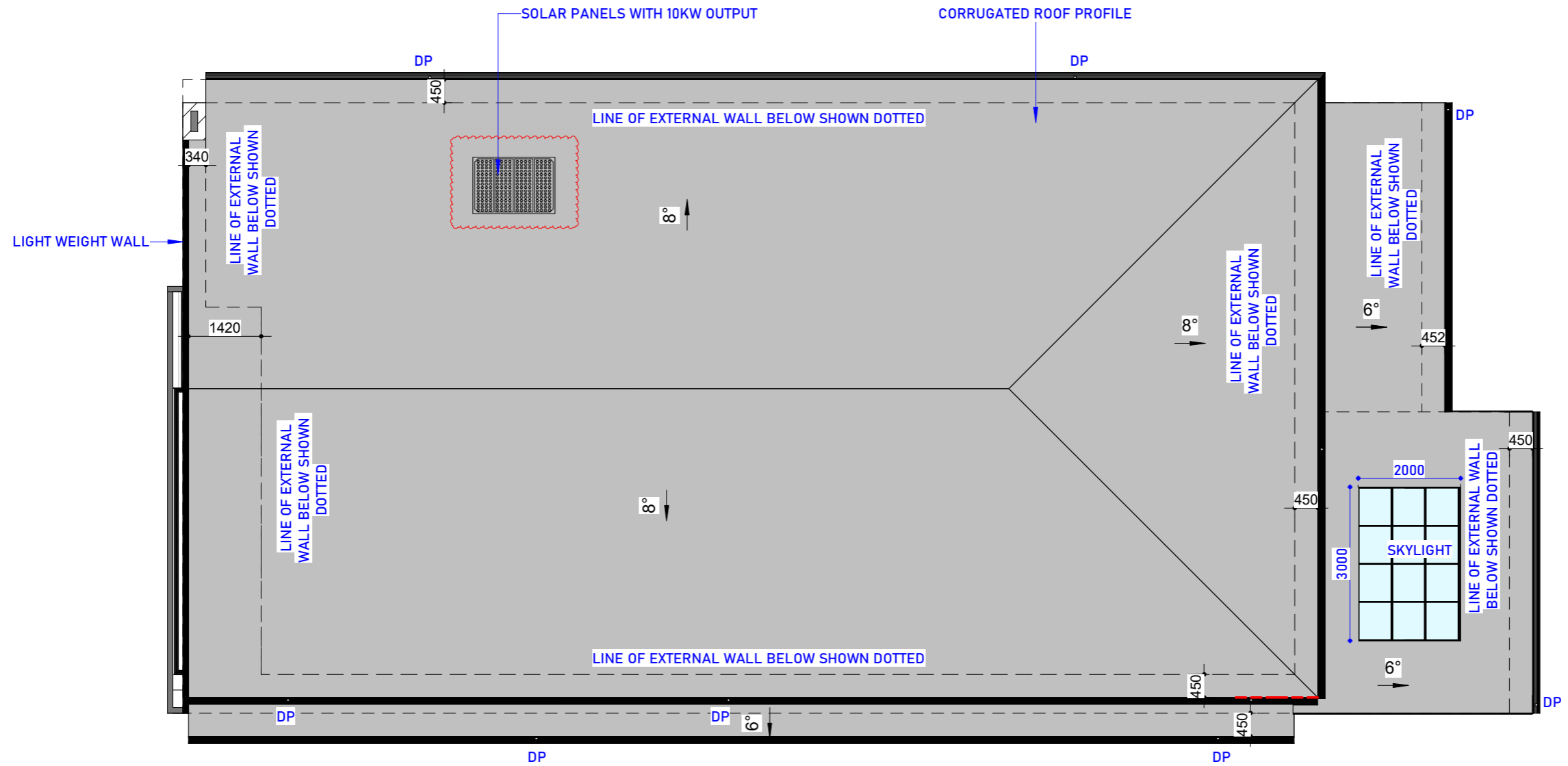


**DETAIL AT C  
SCALE 1:25  
(LAUNDRY CHUTE)**



**DETAIL AT C  
SCALE 1:25  
(LAUNDRY CHUTE)**

REVISION NO.	DATE	REVISION SCHEDULE		TRUE NORTH	DESIGN BY	DRAWN BY	LOT ADDRESS
		DESCRIPTION	REVISED BY				
R012	02/07/2025	REVISED CONCEPT PLAN AS PER CLIENT COMMENT	SB	DWG No:	GJ	OC	FAIRY MEADOW, NSW-2519
R013	02/07/2025	REVISED CONCEPT PLAN AS PER CLIENT COMMENT	SB		1st CHECK	2nd CHECK	
R014	16/07/2025	MODIFICATION AS PER CLIENT COMMENTS & COUNCIL RFI	OC		SB	PB	
R015	19/09/2025	CC DRAWING SET	OC	APPROVED BY	PB	CLIENT NAME:	
R016	24/10/2025	LAUNDRY EXTERNAL STEPS CHANGE TO RAMP	OC				
R017	12/12/2025	CONSTRUCTION DRAWING	OC	DW 06 A	DATE :		13/01/2026
R018	23/12/2025	CONSTRUCTION DRAWING	OC	PROJECT NO :	SCALE:	1 : 25	
R019	30/12/2025	CONSTRUCTION DRAWING	GJ				
R020	06/01/2026	CONSTRUCTION DRAWING	OC				
R021	13/01/2026	CONSTRUCTION DRAWING UPDATED AS PER COMMENTS	OC	NO. - 445	ISSUED FOR CONSTRUCTION		



**ROOF AND GUTTERS**

- ALL ROOF CLADDING IS TO BE IN ACCORDANCE WITH AS.1562.1
- ALL BOX GUTTERS WILL COMPLY WITH PART H2D6 OF BUILDING CODE OF AUSTRALIA ( BCA)
- GUTTERS & DOWNPIPES ARE TO BE IN ACCORDANCE WITH CLAUSE H2D6 OF BCA & AS 3500 WITH ALL DOWNPIPES BEING A MINIMUM SIZE OF EITHER 100X 75 OR 100DIA & ALL BOX GUTTERING WILL BE MINIMUM 400W X 200D.
- ROOF CLADDING PROFILE FOR 2 DEGREE ROOF TO BE COMPLIANT WITH BCA 3.5.1.3 ( I.E TRIMDEK / TRAPEZOIDAL )

**ROOF AREA -336.505 SQ.M**  
**COLORBOND ROOF, FASCIA, & GUTTER OR SIMILAR**

REVISION NO.	DATE	DESCRIPTION	REVISED BY	TRUE NORTH	DESIGN BY	DRAWN BY	LOT NO:
R012	02/07/2025	REVISED CONCEPT PLAN AS PER CLIENT COMMENT	SB		GJ	OC	FAIRY MEADOW, NSW-2519
R013	02/07/2025	REVISED CONCEPT PLAN AS PER CLIENT COMMENT	SB		1st CHECK	2nd CHECK	
R014	16/07/2025	MODIFICATION AS PER CLIENT COMMENTS & COUNCIL RFI	OC		SB	PB	
R015	19/09/2025	CC DRAWING SET	OC		DWG No:	APPROVED BY	
R016	24/10/2025	LAUNDRY EXTERNAL STEPS CHANGE TO RAMP	OC	DW 07	DATE :	13/01/2026	CLIENT NAME:
R017	12/12/2025	CONSTRUCTION DRAWING	OC				
R018	23/12/2025	CONSTRUCTION DRAWING	OC				
R019	30/12/2025	CONSTRUCTION DRAWING	GJ				
R020	06/01/2026	CONSTRUCTION DRAWING	OC				
R021	13/01/2026	CONSTRUCTION DRAWING UPDATED AS PER COMMENTS	OC	PROJECT NO:	SCALE:	1 : 100	
				NO. - 445	ISSUED FOR CONSTRUCTION		

WINDOW SCHEDULE					
WINDOW	HEIGHT	WIDTH	TYPE	SILL HEIGHT	LOCATION
W01	2010	2100	3P SW+1 FP	330	BED 1
W02	1000	610	FW	1340	BED 1
W03	540	1450	AW-OBS	1800	BATH
W04	1000	2650	3P SW	1340	MEDIA
W05	1800	850	FW	540	LIVING
W06	1800	850	FW	540	LIVING
W07	2100	2770	3P SW+3 FP	240	LOUNGE
W08	800	3500	FW	1540	ALFRESCO
W09	600	2650	FW	1000	KITCHEN
W10	1000	1450	SW	1340	GYM
W11	600	1810	FW	1740	DOUBLE GARAGE
W12	2010	2100	2FP+2SW	330	BED 2
W13	800	2410	SW	1540	BED 2
W14	540	850	AW-OBS	1800	BED 2 ENS
W15	1500	2410	3P SW+3 FP	840	RUMPUS
W16	1800	1210	FW	-1050	STAIRCASE
W17	1800	850	FW	540	VOID
W18	1800	850	FW	540	VOID
W19	1800	3010	3P FW	540	VOID
W20	1600	2770	5FP+1SW	740	MASTER BED
W21	800	2650	3P SW	1540	MASTER BED
W22	540	1450	AW-OBS	1800	MASTER BED WIR
W23	540	1450	AW-OBS	1800	MASTER BED ENS
W24	540	1450	AW-OBS	1800	MASTER BED ENS
W25	1200	1810	FW	914	BED 3
W26	2340	1210	FW	0	VOID
W27	1200	1810	FW	914	BED 2

SKYLIGHT WINDOW SCHEDULE				
WINDOW	HEIGHT	WIDTH	TYPE	LOCATION
SL01	2000	3000	FW	ALFRESCO

DOOR SCHEDULE				
DOOR	WIDTH	HEIGHT	TYPE	LOCATION
SD01	2000	2340	SLIDING DOOR	LOUNGE
SD02	3010	2340	SLIDING DOOR	BED 3
STD01	4000	2340	3 PANEL STACKER DOOR	ALFRESCO
STD02	4340	2340	3 PANEL STACKER DOOR	LOUNGE

**EXPANSION JOINTS TO BE PROVIDED AS PER BCA/AUSTRALIAN STANDARDS.**

EXTERNAL DROP EDGE BEAM AREA: 51.394 SQ.M

INTERNAL DROP EDGE BEAM AREA: 1.712 SQ.M

TOTAL DROP EDGE BEAM AREA: 53.106 SQ.M

LEGEND	
SW	SLIDING WINDOW
F	FIXED PANEL
AW	AWNING WINDOW
OBS	OBSCURE

NOTE : ALL WINDOW SIZES ARE NOMINAL ONLY AND TO BE MEASURED AND VERIFIED ON -SITE PRIOR TO ANY MANUFACTURE ALL.

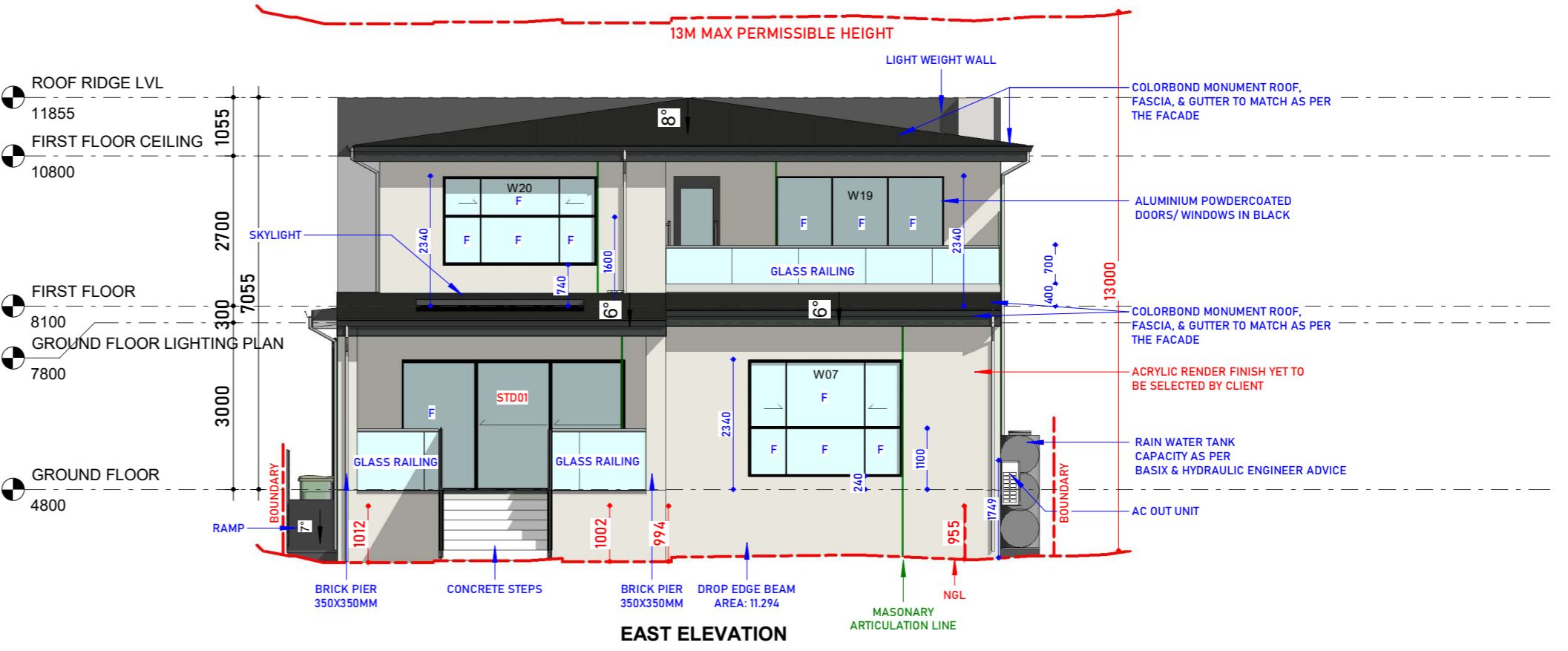
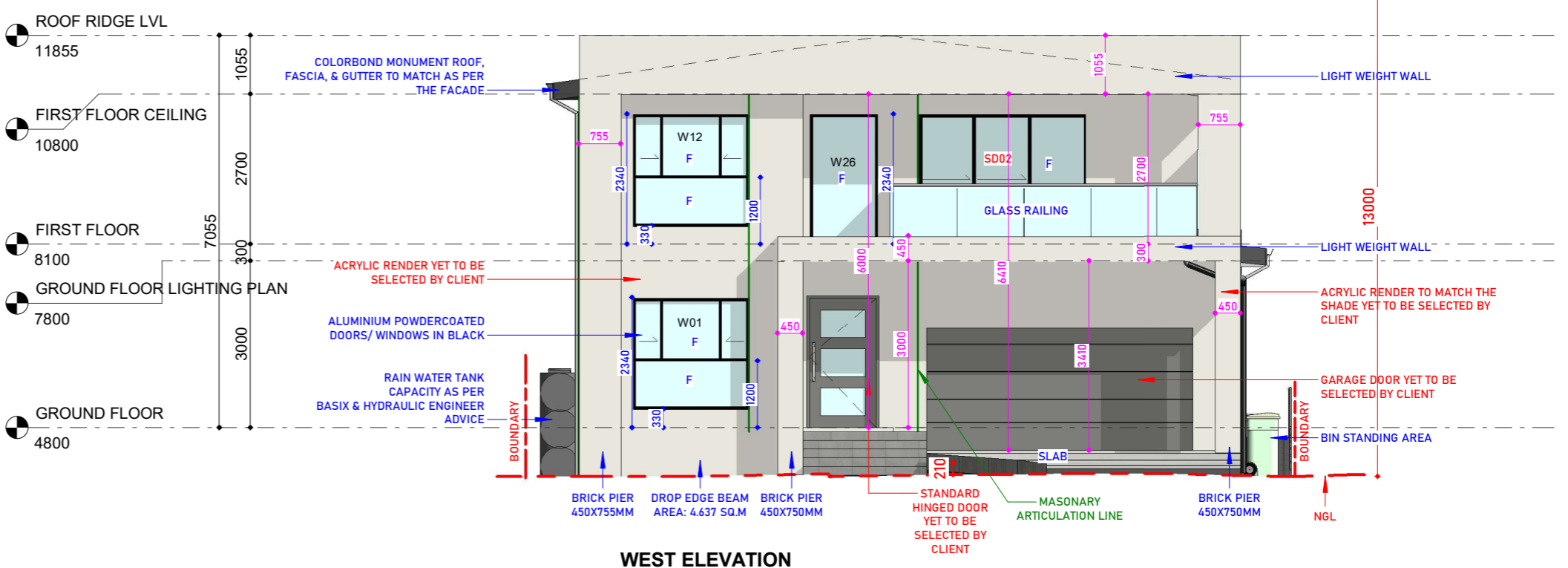
**ALL WET AREA GLAZING TO BE OBSCURE**

**ALL DOWNPIPES TO BE PVC, CIRCULAR & PLUMBING TO CONNECT THE DOWNPIPES TO GUTTER.**

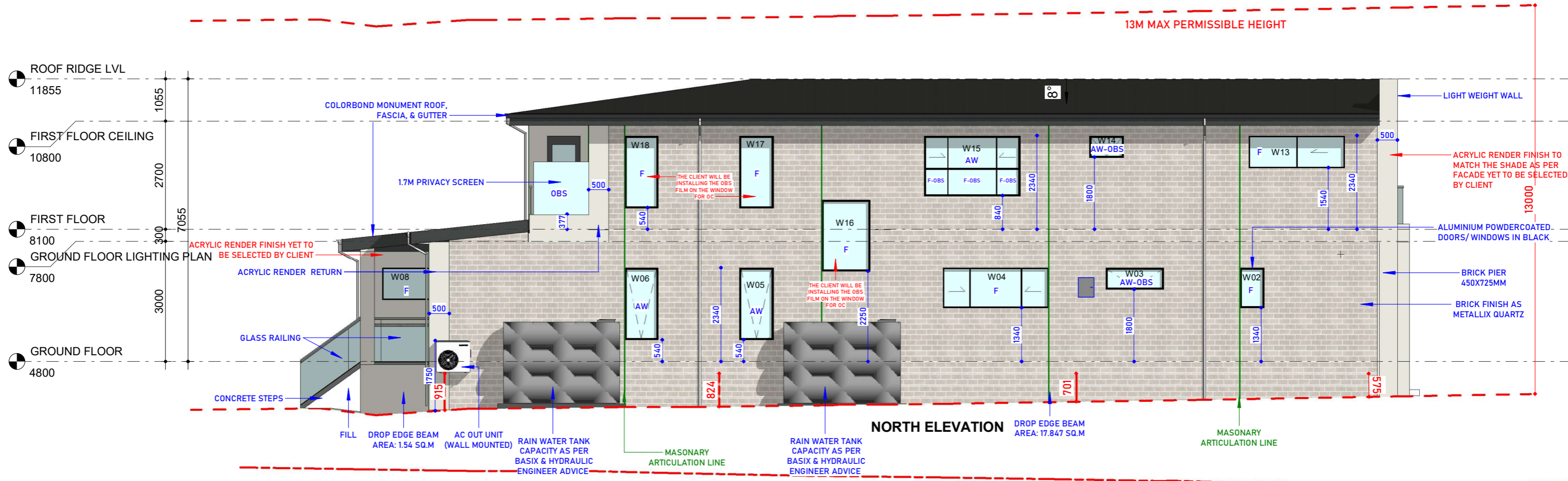
NOTE: WHERE FLOOR LEVEL IS >2M ABOVE EXTERNAL SURFACE BENEATH WINDOW, AND WHERE THE OPENABLE SASH IS <1.7M, ANY OPENABLE WINDOW IN A BEDROOM MUST BE RESTRICTED TO A 125MM OPENING. IN REGARDS TO OTHER ROOMS, THIS APPLIES WHERE THE FLOOR LEVEL IS >4M.

R DENOTES RESTRICTION ON THE WINDOW

GLASS OF THE WINDOWS AND SLIDING DOOR OF THE FRONT FACADE TO BE TINTED



TITLE	REVISION SCHEDULE				TRUE NORTH	DESIGN BY	DRAWN BY	LOT NO:
	REVISION NO.	DATE	DESCRIPTION	REVISED BY				
ELEVATIONS	R012	02/07/2025	REVISED CONCEPT PLAN AS PER CLIENT COMMENT	SB	GJ	OC	FAIRY MEADOW, NSW-2519	
	R013	02/07/2025	REVISED CONCEPT PLAN AS PER CLIENT COMMENT	SB				
	R014	16/07/2025	MODIFICATION AS PER CLIENT COMMENTS & COUNCIL RFI	OC				
	R015	19/09/2025	CC DRAWING SET	OC	DWG No:	APPROVED BY	PB	
	R016	24/10/2025	LAUNDRY EXTERNAL STEPS CHANGE TO RAMP	OC				
	R017	12/12/2025	CONSTRUCTION DRAWING	OC	DW 09	DATE :	13/01/2026	
	R018	23/12/2025	CONSTRUCTION DRAWING	OC				
	R019	30/12/2025	CONSTRUCTION DRAWING	GJ	PROJECT NO:	SCALE:	1 : 100	
	R020	06/01/2026	CONSTRUCTION DRAWING	OC				
	R021	13/01/2026	CONSTRUCTION DRAWING UPDATED AS PER COMMENTS	OC				
					NO. - 445	ISSUED FOR CONSTRUCTION		



**EXPANSION JOINTS TO BE PROVIDED AS PER BCA/AUSTRALIAN STANDARDS.**

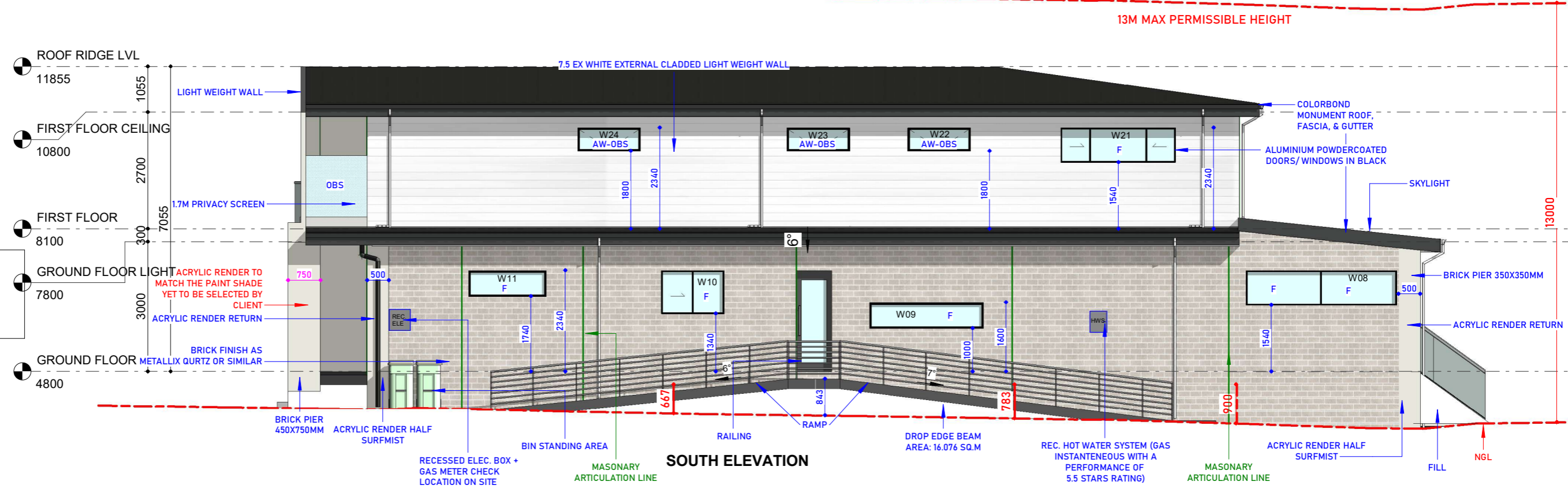
NOTE : ALL WINDOW SIZES ARE NOMINAL ONLY AND TO BE MEASURED AND VERIFIED ON -SITE PRIOR TO ANY MANUFACTURE ALL.

**ALL WET AREA GLAZING TO BE OBSCURE**

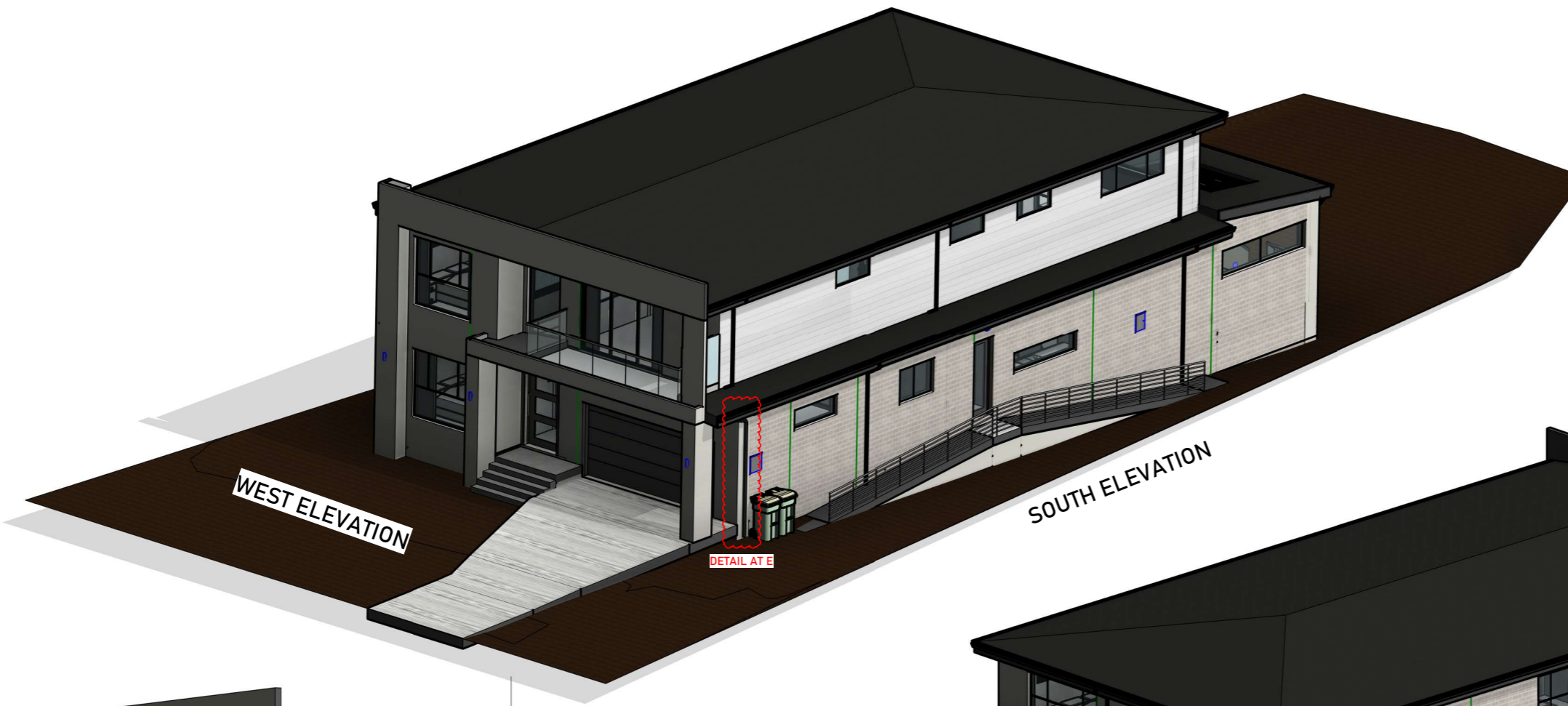
**ALL DOWNPIPES TO BE PVC, CIRCULAR & PLUMBING TO CONNECT THE DOWNPIPES TO GUTTER.**

NOTE: WHERE FLOOR LEVEL IS >2M ABOVE EXTERNAL SURFACE BENEATH WINDOW, AND WHERE THE OPENABLE SASH IS <1.7M, ANY OPENABLE WINDOW IN A BEDROOM MUST BE RESTRICTED TO A 125MM OPENING. IN REGARDS TO OTHER ROOMS, THIS APPLIES WHERE THE FLOOR LEVEL IS >4M.

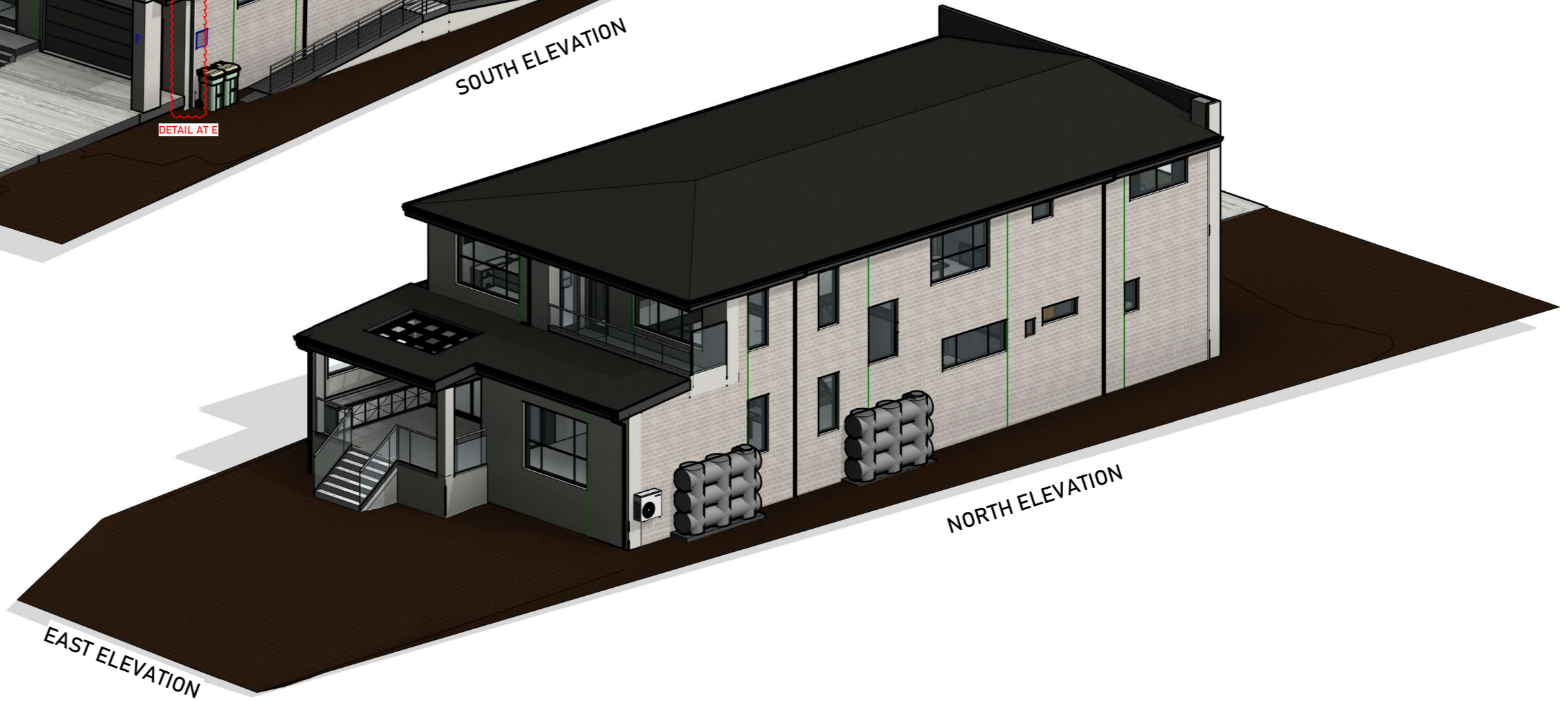
R DENOTES RESTRICTION ON THE WINDOW



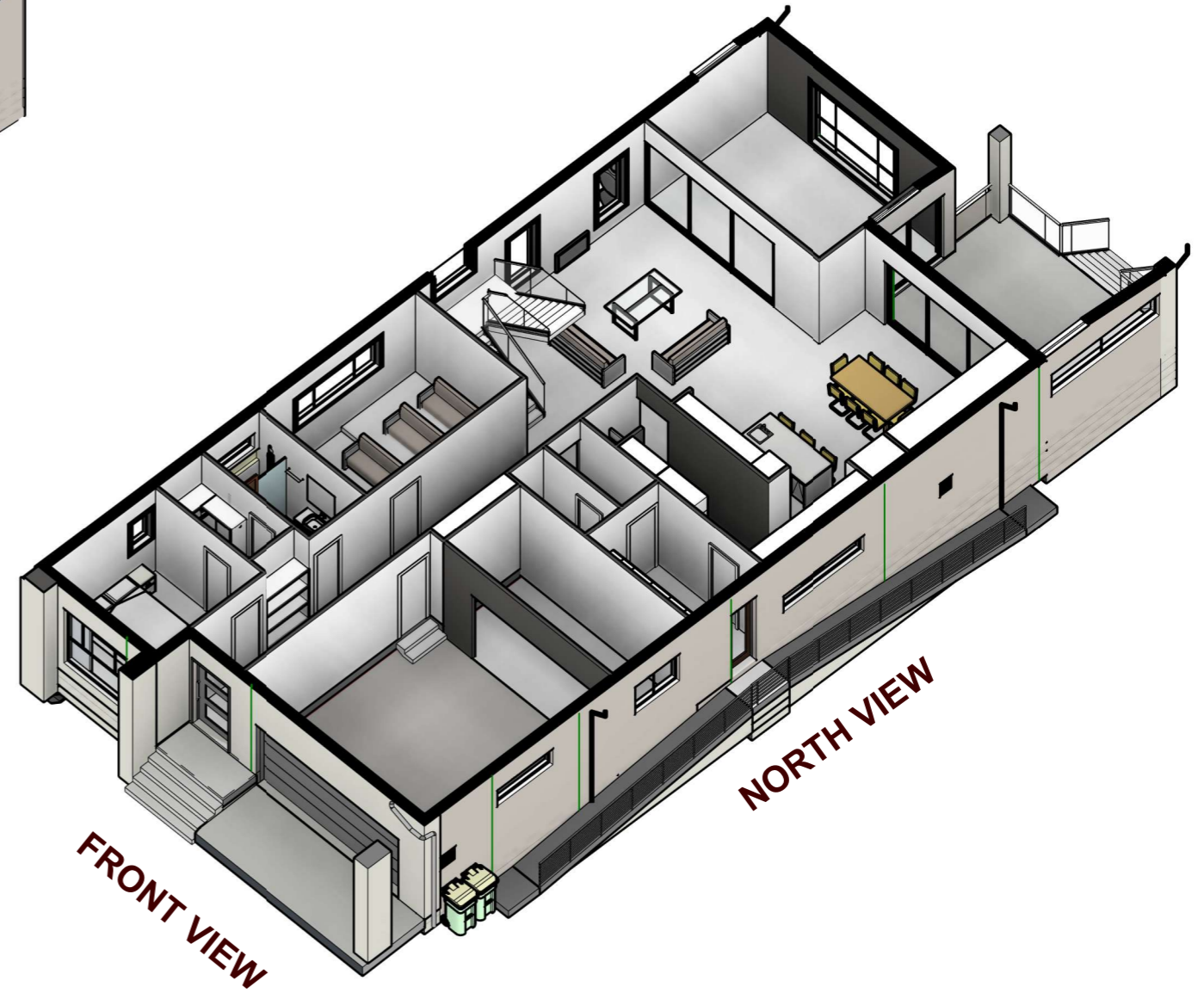
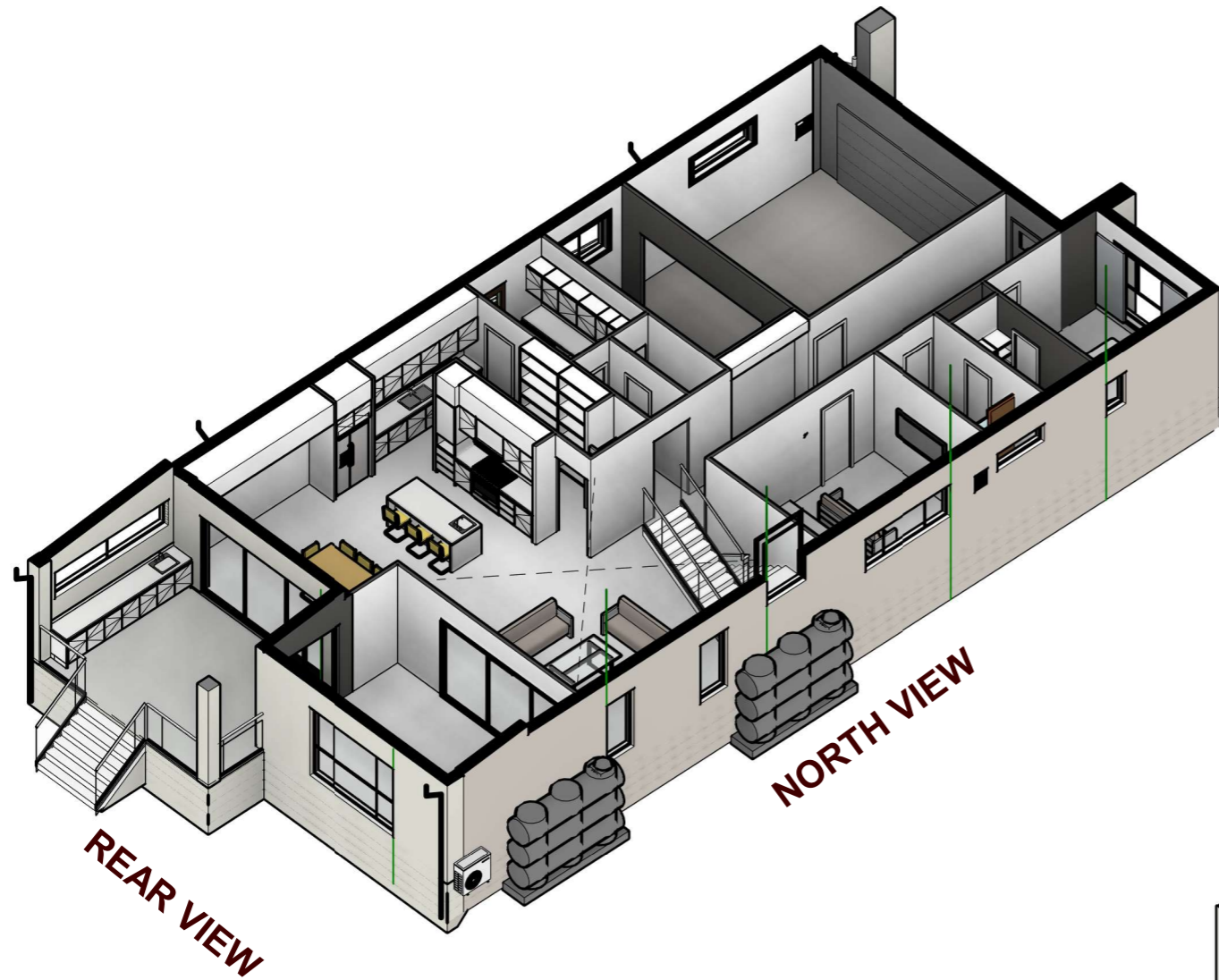
REVISION NO.	DATE	DESCRIPTION	REVISED BY	TRUE NORTH	DESIGN BY	DRAWN BY	LOT NO:
R012	02/07/2025	REVISED CONCEPT PLAN AS PER CLIENT COMMENT	SB		GJ	OC	
R013	02/07/2025	REVISED CONCEPT PLAN AS PER CLIENT COMMENT	SB		1st CHECK	2nd CHECK	FAIRY MEADOW, NSW-2519
R014	16/07/2025	MODIFICATION AS PER CLIENT COMMENTS & COUNCIL RFI	OC		SB	PB	
R015	19/09/2025	CC DRAWING SET	OC	DWG No:	APPROVED BY	PB	
R016	24/10/2025	LAUNDRY EXTERNAL STEPS CHANGE TO RAMP	OC				
R017	12/12/2025	CONSTRUCTION DRAWING	OC	DW 10	DATE :	13/01/2026	CLIENT NAME:
R018	23/12/2025	CONSTRUCTION DRAWING	OC		SCALE:	1 : 100	
R019	30/12/2025	CONSTRUCTION DRAWING	GJ	PROJECT NO:			
R020	06/01/2026	CONSTRUCTION DRAWING	OC				
R021	13/01/2026	CONSTRUCTION DRAWING UPDATED AS PER COMMENTS	OC	NO. - 445	ISSUED FOR CONSTRUCTION		



DETAIL AT E



REVISION NO.	DATE	REVISION SCHEDULE		TRUE NORTH	DESIGN BY	DRAWN BY	LOT ADDRESS
		DESCRIPTION	REVISED BY				
R012	02/07/2025	REVISED CONCEPT PLAN AS PER CLIENT COMMENT	SB	DWG No:	GJ	OC	FAIRY MEADOW, NSW-2519
R013	02/07/2025	REVISED CONCEPT PLAN AS PER CLIENT COMMENT	SB		1st CHECK	2nd CHECK	
R014	16/07/2025	MODIFICATION AS PER CLIENT COMMENTS & COUNCIL RFI	OC		SB	PB	
R015	19/09/2025	CC DRAWING SET	OC	APPROVED BY	PB	CLIENT NAME:	
R016	24/10/2025	LAUNDRY EXTERNAL STEPS CHANGE TO RAMP	OC				
R017	12/12/2025	CONSTRUCTION DRAWING	OC	DW 11	DATE :		13/01/2026
R018	23/12/2025	CONSTRUCTION DRAWING	OC	PROJECT NO :	SCALE :	NTS	
R019	30/12/2025	CONSTRUCTION DRAWING	GJ				
R020	06/01/2026	CONSTRUCTION DRAWING	OC	NO. - 445	ISSUED FOR CONSTRUCTION		
R021	13/01/2026	CONSTRUCTION DRAWING UPDATED AS PER COMMENTS	OC				

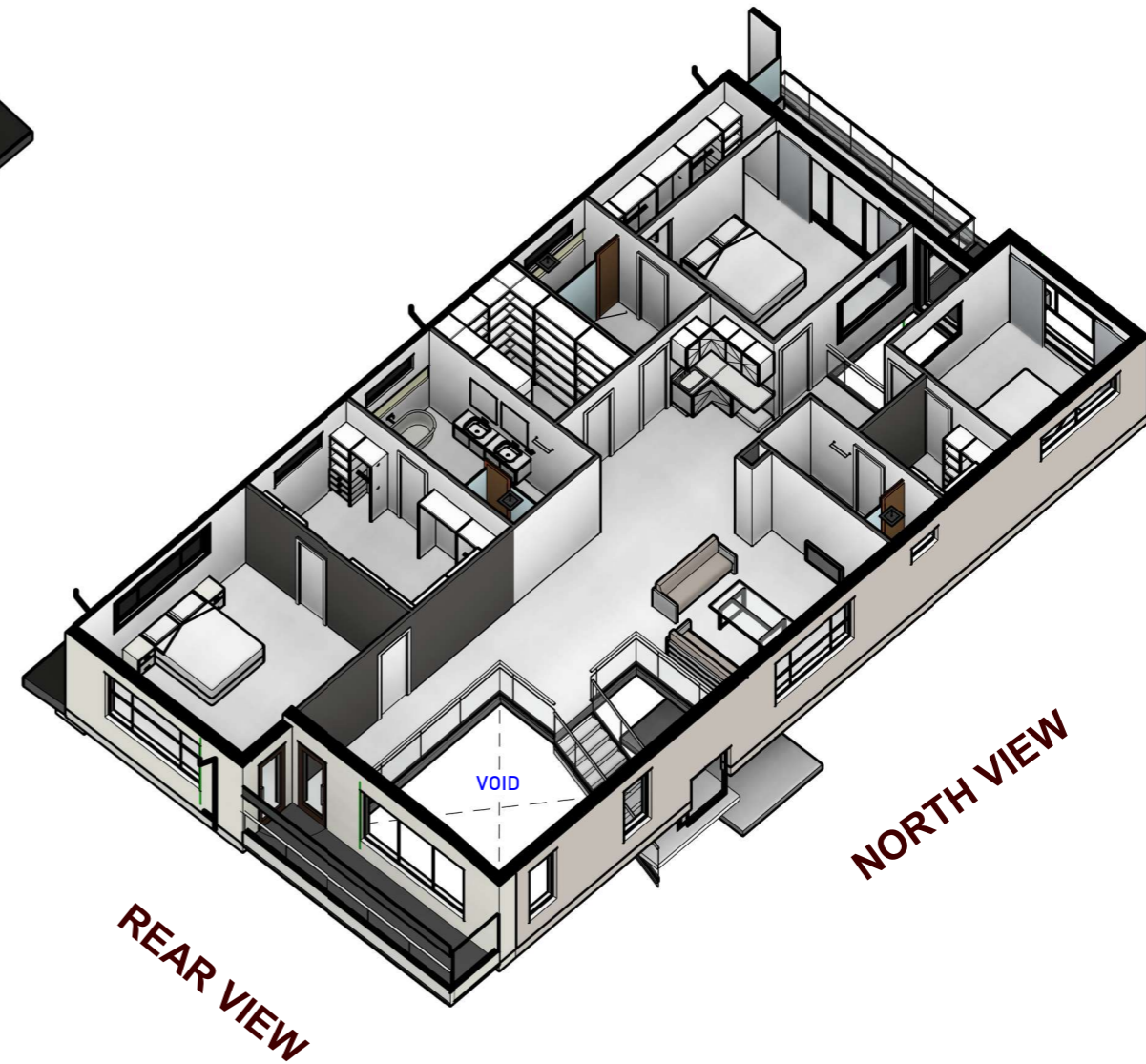
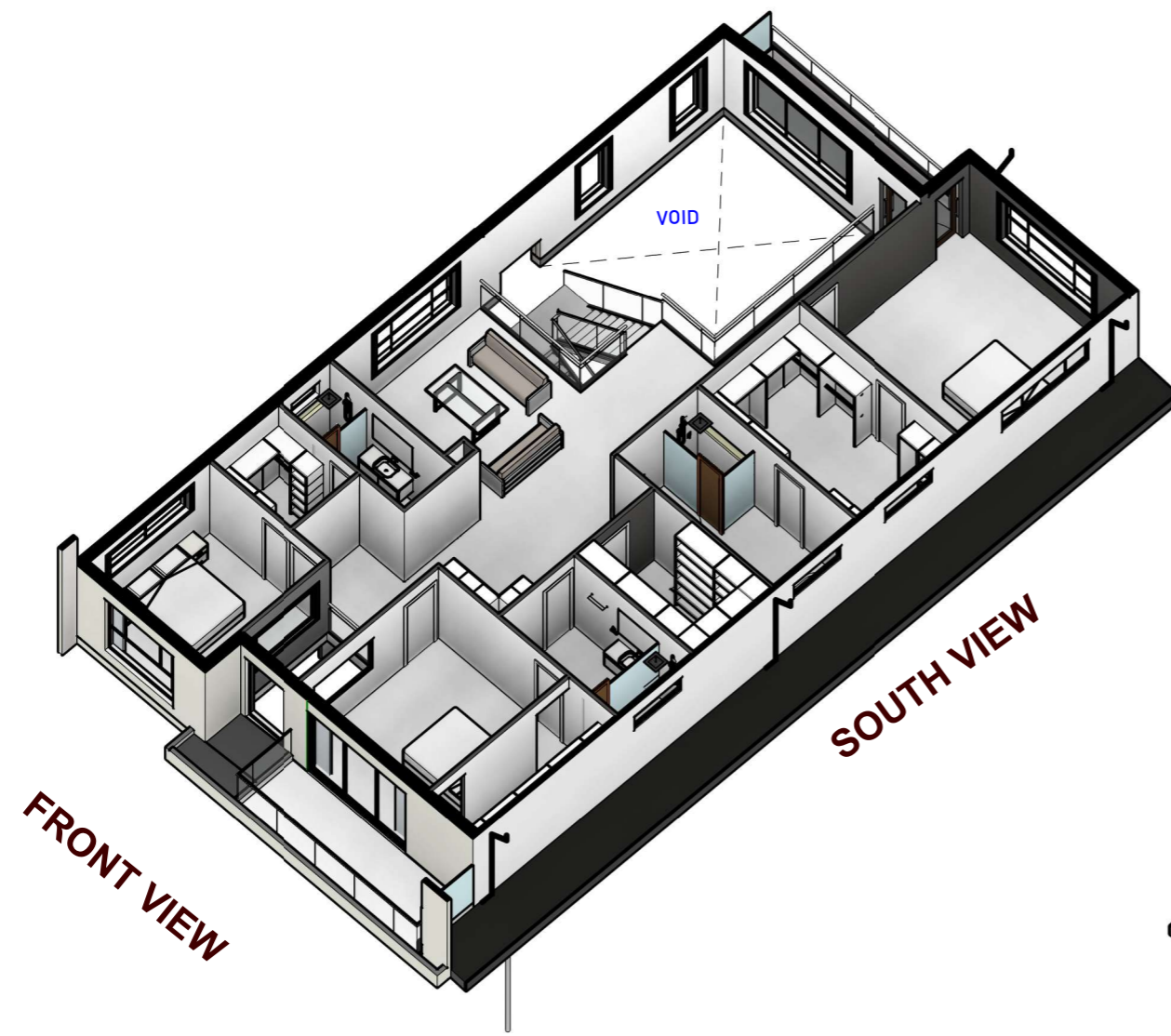


**TITLE**

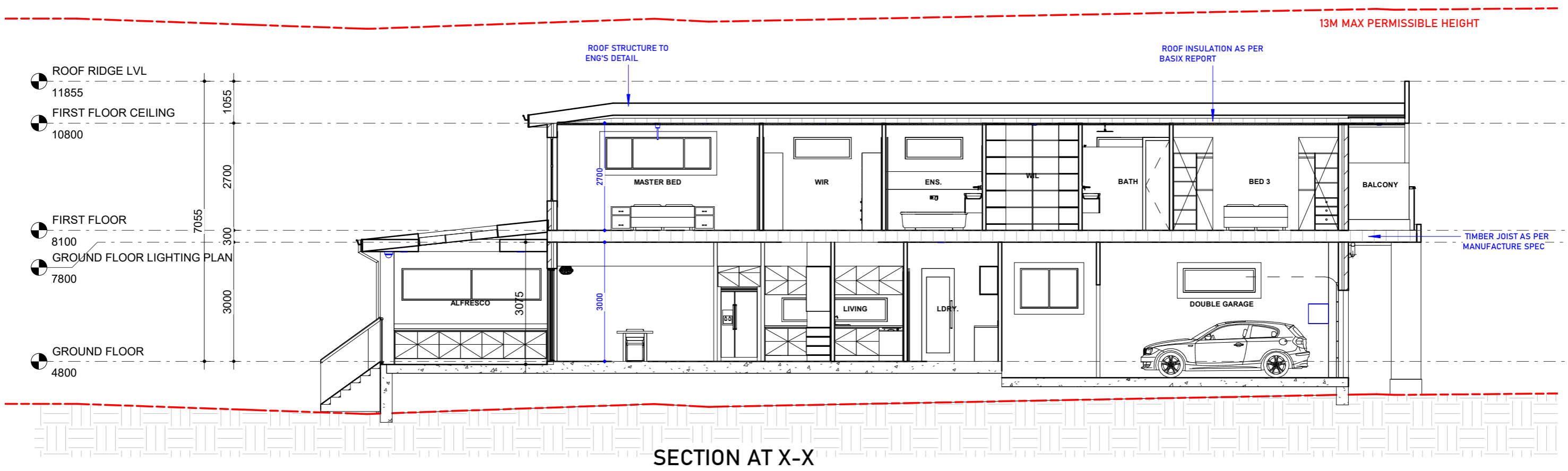
**ISOMETRIC VIEW  
GROUND FLOOR**

REVISION SCHEDULE			
REVISION NO.	DATE	DESCRIPTION	REVISED BY
R012	02/07/2025	REVISED CONCEPT PLAN AS PER CLIENT COMMENT	SB
R013	02/07/2025	REVISED CONCEPT PLAN AS PER CLIENT COMMENT	SB
R014	16/07/2025	MODIFICATION AS PER CLIENT COMMENTS & COUNCIL RFI	OC
R015	19/09/2025	CC DRAWING SET	OC
R016	24/10/2025	LAUNDRY EXTERNAL STEPS CHANGE TO RAMP	OC
R017	12/12/2025	CONSTRUCTION DRAWING	OC
R018	23/12/2025	CONSTRUCTION DRAWING	OC
R019	30/12/2025	CONSTRUCTION DRAWING	GJ
R020	06/01/2026	CONSTRUCTION DRAWING	OC
R021	13/01/2026	CONSTRUCTION DRAWING UPDATED AS PER COMMENTS	OC

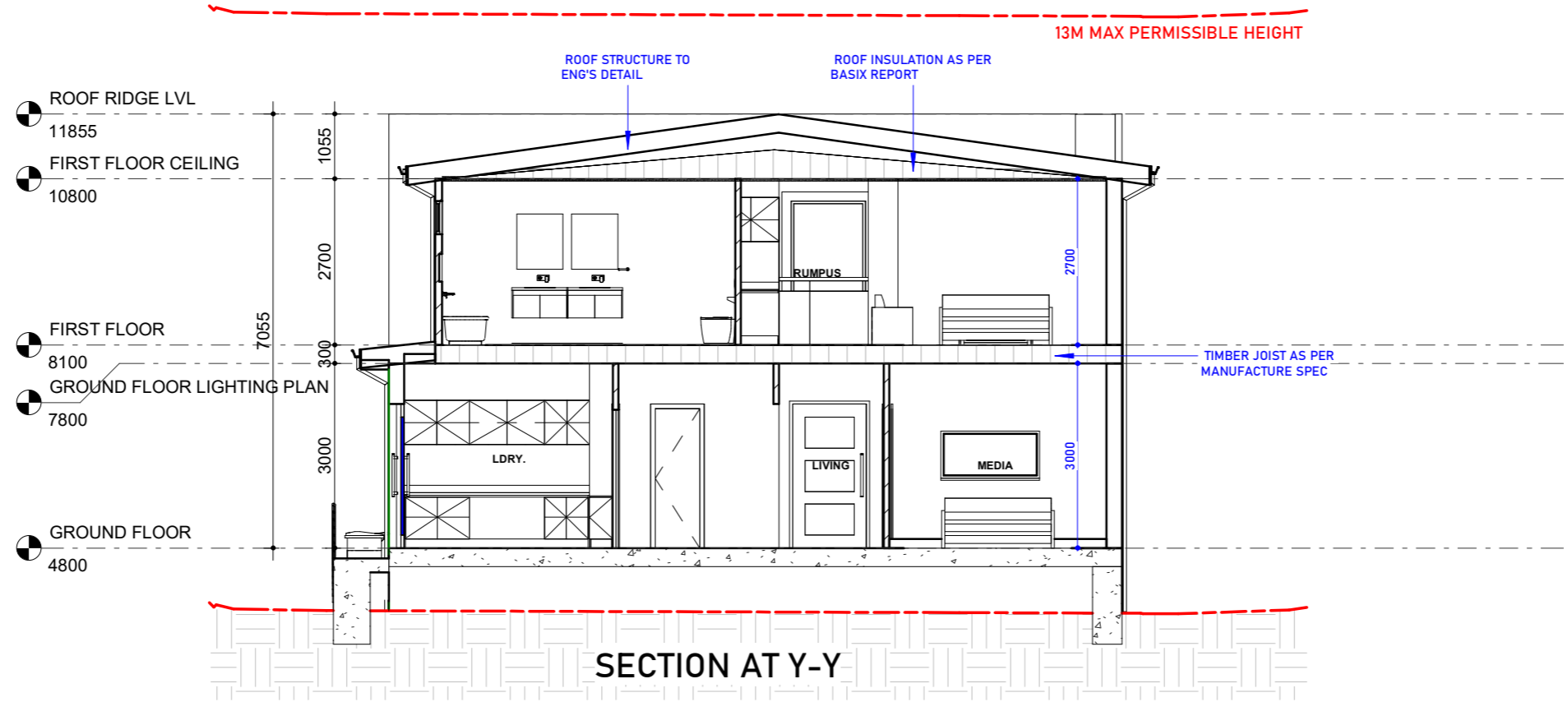
TRUE NORTH	DESIGN BY	DRAWN BY	LOT ADDRESS
	GJ	OC	
	1st CHECK	2nd CHECK	FAIRY MEADOW, NSW-2519
	SB	PB	
DWG No:	APPROVED BY	PB	
DW 11 A	DATE :	13/01/2026	CLIENT NAME:
PROJECT NO :	SCALE:		
NO. - 445	ISSUED FOR CONSTRUCTION		



REVISION NO.	DATE	REVISION SCHEDULE		TRUE NORTH	DESIGN BY	DRAWN BY	LOT ADDRESS
		DESCRIPTION	REVISED BY				
R012	02/07/2025	REVISED CONCEPT PLAN AS PER CLIENT COMMENT	SB	DWG No:	GJ	OC	FAIRY MEADOW, NSW-2519
R013	02/07/2025	REVISED CONCEPT PLAN AS PER CLIENT COMMENT	SB		1st CHECK	2nd CHECK	
R014	16/07/2025	MODIFICATION AS PER CLIENT COMMENTS & COUNCIL RFI	OC		SB	PB	
R015	19/09/2025	CC DRAWING SET	OC	APPROVED BY	PB	CLIENT NAME:	
R016	24/10/2025	LAUNDRY EXTERNAL STEPS CHANGE TO RAMP	OC				
R017	12/12/2025	CONSTRUCTION DRAWING	OC	DW 11 B	DATE :		13/01/2026
R018	23/12/2025	CONSTRUCTION DRAWING	OC	PROJECT NO :	SCALE:	ISSUED FOR CONSTRUCTION	
R019	30/12/2025	CONSTRUCTION DRAWING	GJ				
R020	06/01/2026	CONSTRUCTION DRAWING	OC	NO. - 445			
R021	13/01/2026	CONSTRUCTION DRAWING UPDATED AS PER COMMENTS	OC				

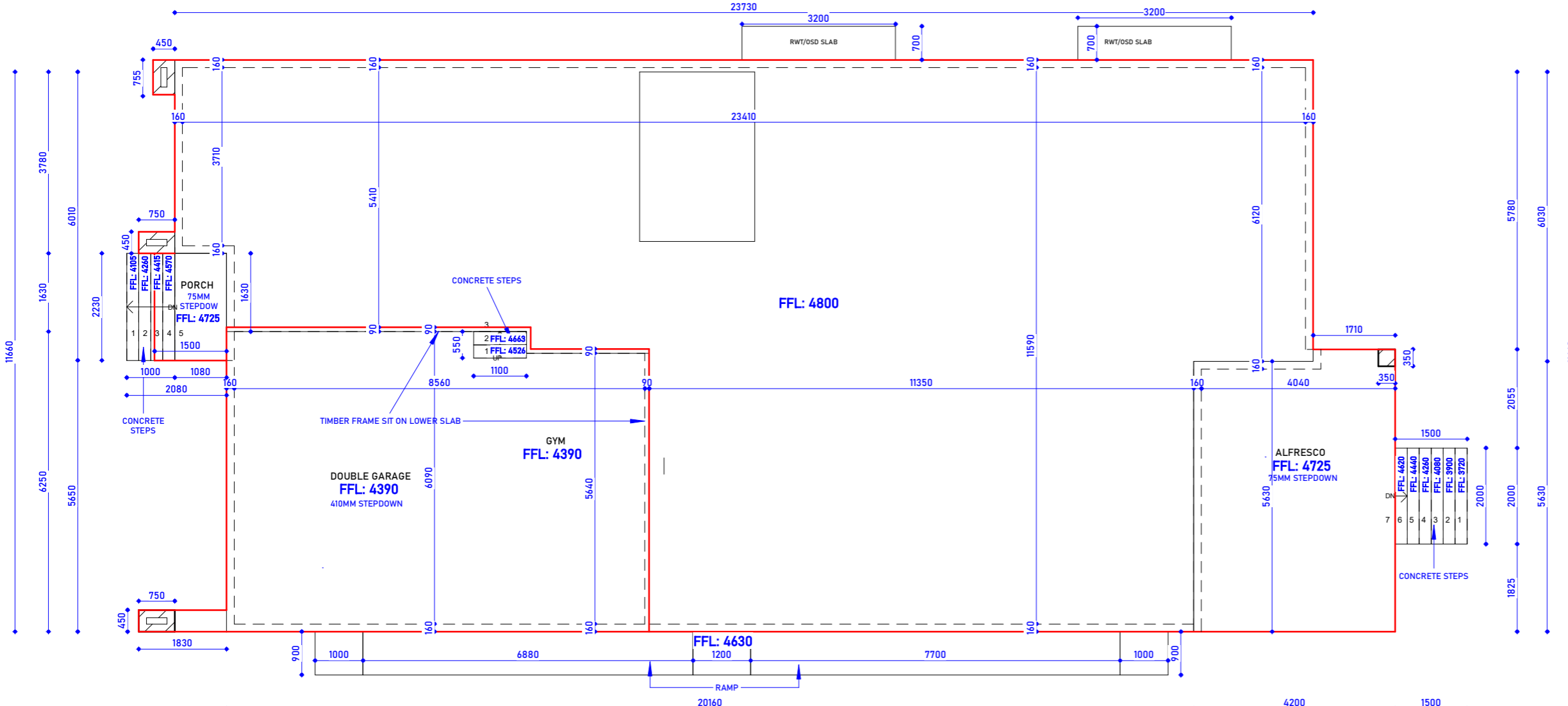


SECTION AT X-X



SECTION AT Y-Y

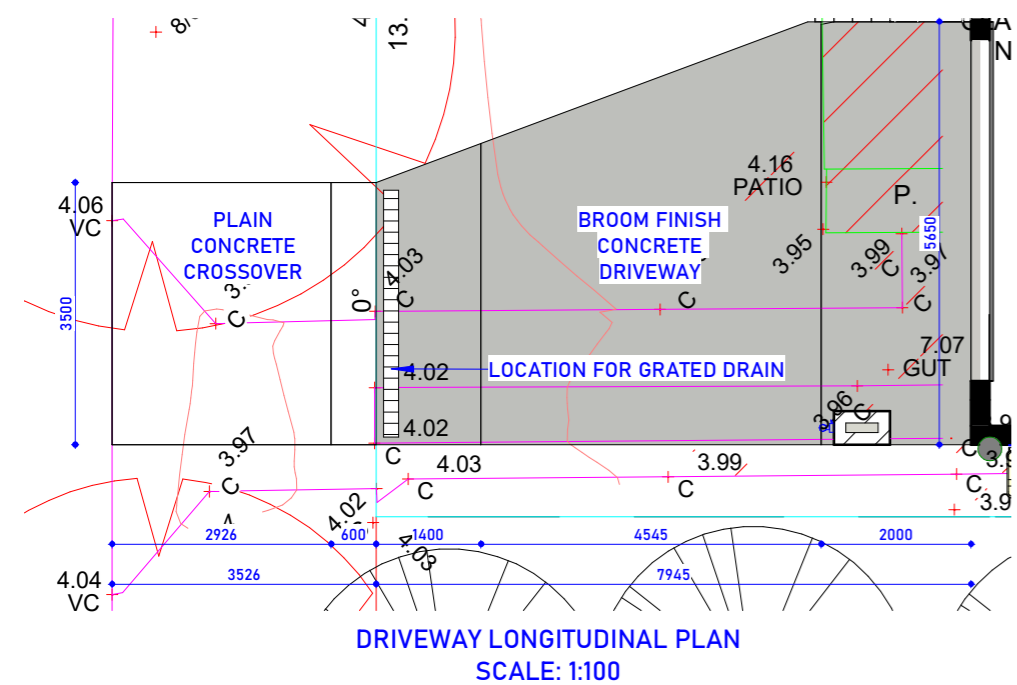
REVISION NO.	DATE	DESCRIPTION	REVISED BY	TRUE NORTH	DESIGN BY	DRAWN BY	LOT ADDRESS	
								TITLE
<b>SECTION X-X &amp; Y-Y</b>					GJ	OC	FAIRY MEADOW, NSW-2519	
					1st CHECK	2nd CHECK		
					SB	PB		
					DWG No:	APPROVED BY	PB	CLIENT NAME:
					DW 12	DATE :	13/01/2026	
					PROJECT NO :	SCALE:	1 : 100	
					NO. - 445	ISSUED FOR CONSTRUCTION		



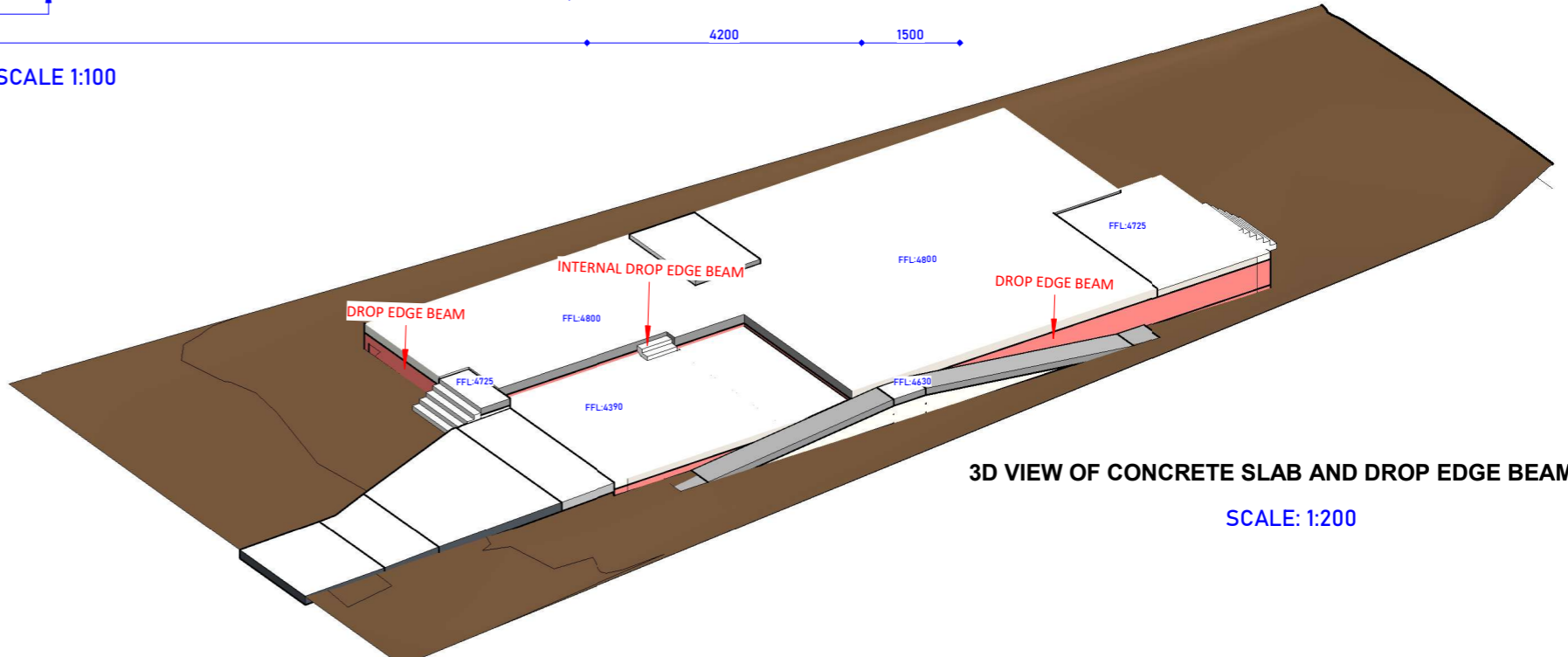
LEGEND	
	DROP EDGE BEAM

**NOTE : STAIRCASE RISERS TO BE EQUALLY DIVIDED IN HEIGHT**

CONCRETE & DRIVEWAY AREA		
CONCRETE AREA (DWELLING)	285 SQ.M	
INTERNAL DROP EDGE BEAM AREA	1.712 SQ.M	
EXTERNAL DROP EDGE BEAM AREA	51.394 SQ.M	
CONCRETE STEPS	12 NOS	
BROOM FINISHED CONCRETE DRIVEWAY	38.701 SQ.M	
PLAIN CONCRETE CROSSOVER	12.341 SQ.M	
STEP SIZE & NUMBERS		
PORCH CONCRETE STEPS	2230MM WIDE	4 NOS
ALFRESCO CONCRETE STEPS	2000MM WIDE	6 NOS
HALLWAY CONCRETE STEPS	2230MM WIDE	2 NOS

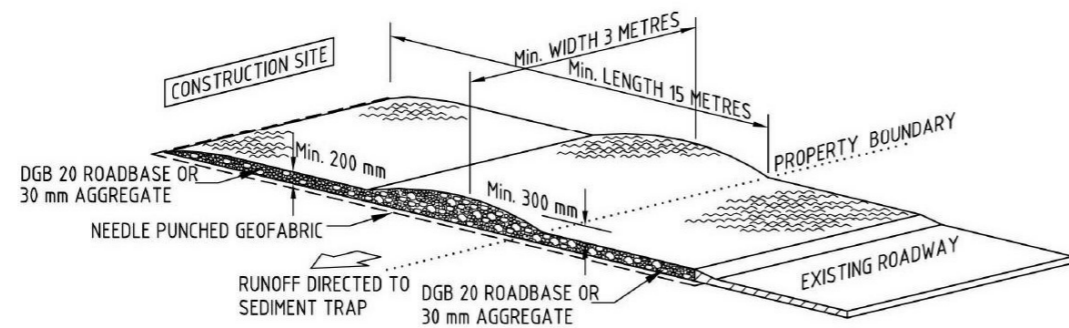


SCALE 1:100



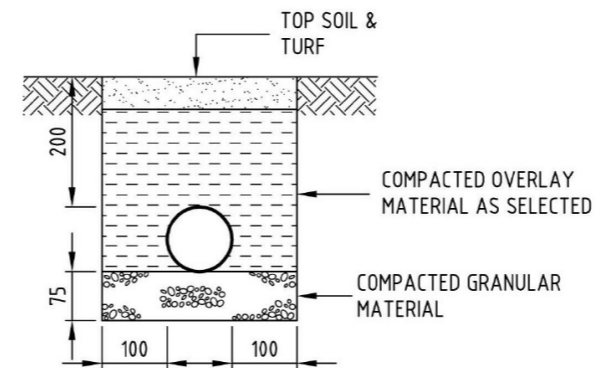
3D VIEW OF CONCRETE SLAB AND DROP EDGE BEAM  
SCALE: 1:200

TITLE	REVISION SCHEDULE				TRUE NORTH	DESIGN BY	DRAWN BY	LOT ADDRESS
	REVISION NO.	DATE	DESCRIPTION	REVISED BY				
<b>CONCRETE SLAB PLAN</b>	R012	02/07/2025	REVISED CONCEPT PLAN AS PER CLIENT COMMENT	SB		GJ	OC	FAIRY MEADOW, NSW-2519
	R013	02/07/2025	REVISED CONCEPT PLAN AS PER CLIENT COMMENT	SB		1st CHECK	2nd CHECK	
	R014	16/07/2025	MODIFICATION AS PER CLIENT COMMENTS & COUNCIL RFI	OC		SB	PB	
	R015	19/09/2025	CC DRAWING SET	OC	DWG No:	APPROVED BY	PB	CLIENT NAME:
	R016	24/10/2025	LAUNDRY EXTERNAL STEPS CHANGE TO RAMP	OC				
	R017	12/12/2025	CONSTRUCTION DRAWING	OC	DW 14	DATE :	13/01/2026	
	R018	23/12/2025	CONSTRUCTION DRAWING	OC				
	R019	30/12/2025	CONSTRUCTION DRAWING	GJ	PROJECT NO :	SCALE:	1 : 100	
	R020	06/01/2026	CONSTRUCTION DRAWING	OC				
	R021	13/01/2026	CONSTRUCTION DRAWING UPDATED AS PER COMMENTS	OC	NO. - 445	ISSUED FOR CONSTRUCTION		



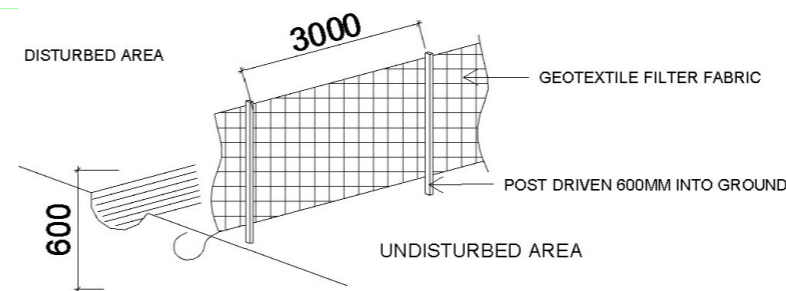
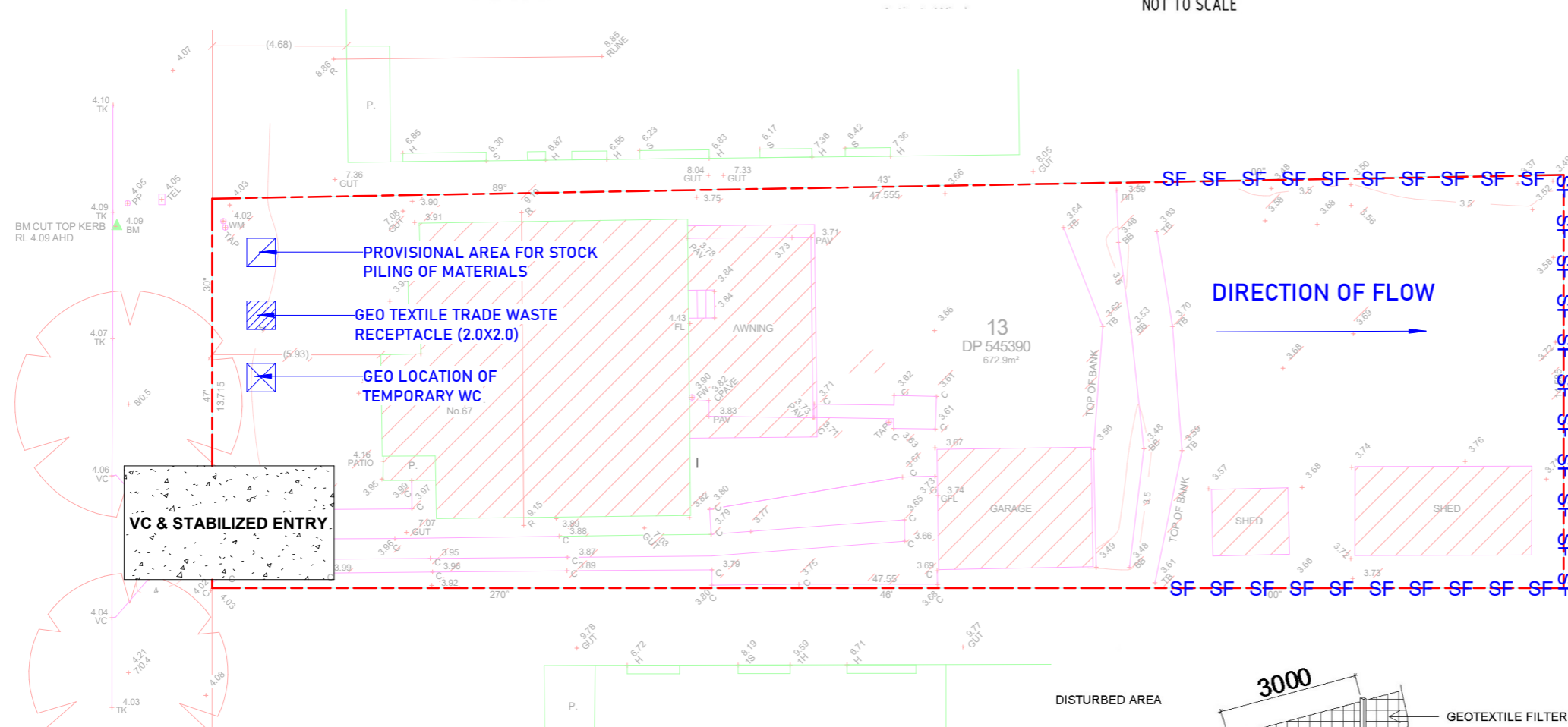
**STABILISED SITE ACCESS**

NOT TO SCALE



**PIPE TRENCH**

NOT TO SCALE



**SEDIMENT CONTROL FENCE**

NOT TO SCALE

**SOIL EROSION NOTES**

TOP SOIL SHALL BE STRIPPED AND STOCKPILED OUTSIDE HAZARD AREAS SUCH AS DRAINAGE LINES. THIS TOPSOIL IS TO BE RE-SPREAD LATER ON AREAS TO BE REVEGETATED AND STABILISED ONLY. (I.E ALL FOOT-PATHS, BATTERS, SITE, REGRADING AREAS, RAINAGE RESERVES AND CHANNELS). TOP SOIL SHALL NOT BE SPREAD ON ANY OTHER AREAS UN-SPECIFICALLY INSTRUCTED BY THE SUPERINTENDENT. IF THEY ARE TO REMAIN FOR LONGER THAN ONE MONTH STOCKPILES SHALL BE ROTECTED FROM ROSION BY COVERING THEM WITH A MULCH AND HYDROSEEDING AND, IF NECESSARY, BY LOCATING BANKS OR DRAINS UPSLOPE TO DIVERT THE RUNOFF AROUND THEM. IN SOME CIRCUMSTANCES IT MAY BE NECESSARY TO PLACE BANKS OR DRAINS DOWNSLOPE OF A STOCKPILE TO RETARD SEDIMENT LADEN RUNOFF.

THE CONTRACTOR SHALL REGULARLY MAINTAIN ALL SEDIMENT AND EROSION CONTROL DEVICES AND REMOVE ACCUMULATED SILT FROM SUCH DEVICES BEFORE NO MORE THAN 60% OF THEIR CAPACITY IS LOST. ALL THE SILT REMOVED SHALL BE DISPOSED OF AS DIRECTED BY THE SUPERINTENDENT. (NO SILT SHALL BE PLACED OUTSIDE THE LIMITS OF WORKS). THE PERIOD FOR MAINTAINING THESE DEVICES SHALL BE AT LEAST UNTIL ALL DISTURBED AREAS ARE REVEGETATED AND FURTHER AS MAY BE DIRECTED BY THE SUPERINTENDENT OR COUNCIL

**NOTE**

- 1] ALL EROSION AND SEDIMENT CONTROL MEASURES TO BE INSPECTED AND MAINTAINED DAILY BY CONTRACTOR/SITE MANAGER.
- 2] MINIMISE DISTURBED AREAS.
- 3] ALL STOCKPILES TO BE CLEAR FROM DRAINS, GUTTERS AND FOOTPATHS
- 4] DRAINAGE IS TO BE CONNECTED TO STORM WATER SYSTEM AS SOON AS POSSIBLE.
- 5] ROADS AND FOOTPATHS TO BE SWEEPED DAILY
- 6] UNDER SECTION 16 OF THE CLEAN WATERS ACT HEAVY FINES, INCLUDING A \$600 ON THE SPOT FINE, MAY BE IMPOSED IF A PERSON ALLOWS SOIL, CEMENT SLURRY OR OTHER BUILDING MATERIALS TO BE PUMPED, DRAINED OR ALLOWED TO ENTER THE STORM WATER SYSTEM.

TREES HAVE BEEN OMITTED FOR CLARITY, REFER ARCHITECTURAL PLANS FOR TREES TO BE REMOVED AND RETAINED REFER SITE PLAN

**CONSTRUCTION NOTES**

SD6-7 SEDIMENT FENCE  
 CONSTRUCT SEDIMENT FENCE AS CLOSE AS POSSIBLE AND PARALLEL TO THE CONTOURS OF THE SITE  
 DRIVE 1.5 M LONG STAR PICKETS INTO GROUND MAX 3M CTRS.  
 DIG A 150 MM DEEP TRENCH ALONG THE UPSLOPE LINE OF THE FENCE FOR THE BOTTOM OF THE FABRIC TO BE ENTRENCHED.  
 BACKFILL TRENCH OVER THE BASE OF FABRIC.  
 FIX SELF SUPPORTING GEOTEXTILE TO UPSLOPE SIDE OF POSTS WITH WIRE TIES OR AS RECOMMENDED BY GEOTEXTILE MANUFACTURER.  
 JOIN SECTIONS OF FABRIC AT A SUPPORT POST WITH A MIN. LAP OF 150 MM.

THIS DRAWING SHALL BE READ IN CONJUNCTION WITH THE FOLLOWING:-  
 ARCHITECTURAL PLANS  
 CONTOUR AND DETAIL SURVEY

**NOTE**

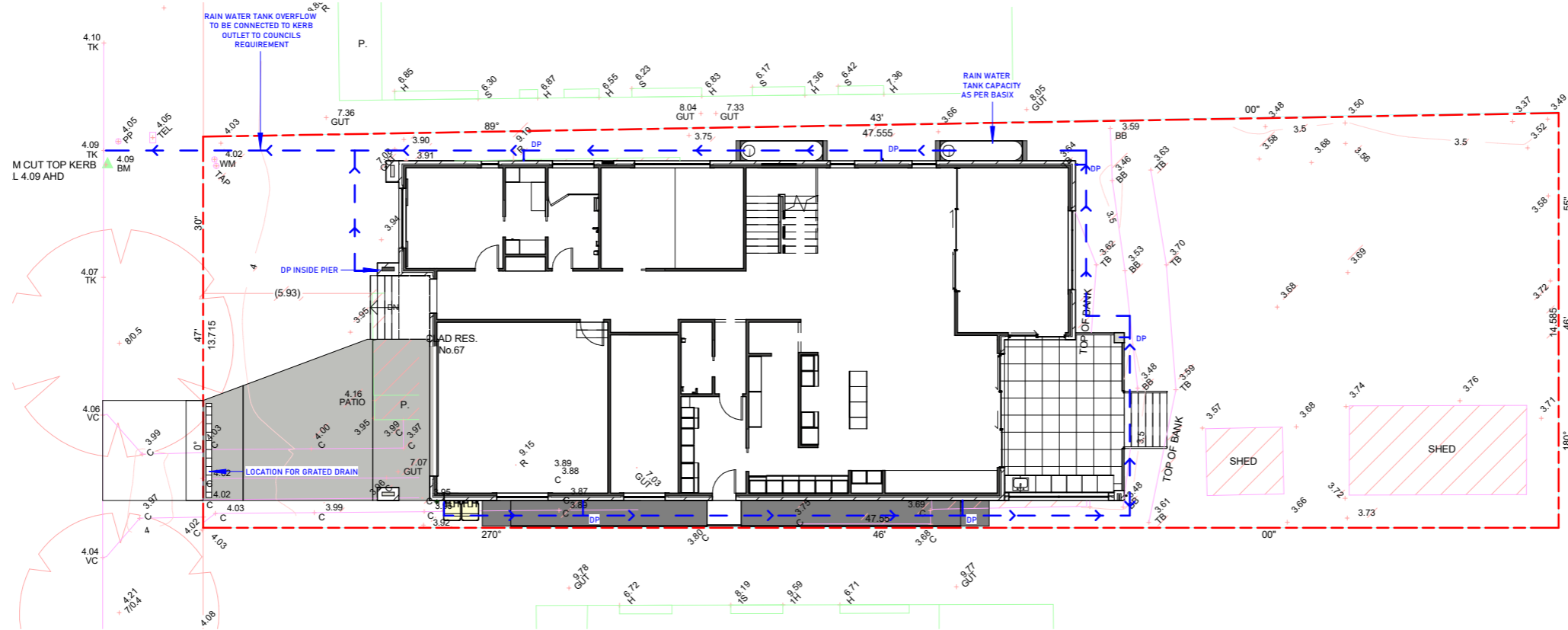
WHEELS OF VEHICLES LEAVING SITE TO BE WASHED DOWN TO PREVENT SEDIMENT LEAVING SITE

**SOIL EROSION & SEDIMENT CONTROL PLAN**

REVISION SCHEDULE			
REVISION NO.	DATE	DESCRIPTION	REVISED BY
R012	02/07/2025	REVISED CONCEPT PLAN AS PER CLIENT COMMENT	SB
R013	02/07/2025	REVISED CONCEPT PLAN AS PER CLIENT COMMENT	SB
R014	16/07/2025	MODIFICATION AS PER CLIENT COMMENTS & COUNCIL RFI	OC
R015	19/09/2025	CC DRAWING SET	OC
R016	24/10/2025	LAUNDRY EXTERNAL STEPS CHANGE TO RAMP	OC
R017	12/12/2025	CONSTRUCTION DRAWING	OC
R018	23/12/2025	CONSTRUCTION DRAWING	OC
R019	30/12/2025	CONSTRUCTION DRAWING	GJ
R020	06/01/2026	CONSTRUCTION DRAWING	OC
R021	13/01/2026	CONSTRUCTION DRAWING UPDATED AS PER COMMENTS	OC


TRUE NORTH	DESIGN BY	DRAWN BY	LOT NO:
	GJ	OC	
	1st CHECK	2nd CHECK	
DWG No:	APPROVED BY	PB	CLIENT NAME:
	DW 15	DATE :	
PROJECT NO:	SCALE:	1 : 200	ISSUED FOR CONSTRUCTION
	NO. - 445		

**DA CONDITION 09: PROVISION SHALL BE MADE FOR A MINIMUM 200MM WIDE GRATED BOX DRAIN ALONG THE BOUNDARY OF THE PROPERTY AT THE VEHICULAR CROSSING/S TO PREVENT SURFACE WATER ENTERING THE ROAD RESERVE. THIS REQUIREMENT SHALL BE REFLECTED ON THE CONSTRUCTION CERTIFICATE PLANS.**



**PLUMBER NOTE:  
PIPES UNDER RAINWATER TANK  
SLAB NEED TO BE INSERTED AT  
INTERNAL DRAINAGE STAGE**

REVISION NO.	DATE	REVISION SCHEDULE		TRUE NORTH	DESIGN BY	DRAWN BY	LOT NO:
		DESCRIPTION	REVISED BY				
R012	02/07/2025	REVISED CONCEPT PLAN AS PER CLIENT COMMENT	SB		GJ	OC	FAIRY MEADOW, NSW-2519
R013	02/07/2025	REVISED CONCEPT PLAN AS PER CLIENT COMMENT	SB		1st CHECK	2nd CHECK	
R014	16/07/2025	MODIFICATION AS PER CLIENT COMMENTS & COUNCIL RFI	OC		SB	PB	
R015	19/09/2025	CC DRAWING SET	OC	DWG No:	APPROVED BY	PB	CLIENT NAME:
R016	24/10/2025	LAUNDRY EXTERNAL STEPS CHANGE TO RAMP	OC				
R017	12/12/2025	CONSTRUCTION DRAWING	OC	DW 16	DATE :	13/01/2026	
R018	23/12/2025	CONSTRUCTION DRAWING	OC				
R019	30/12/2025	CONSTRUCTION DRAWING	GJ	PROJECT NO:	SCALE:	1 : 200	
R020	06/01/2026	CONSTRUCTION DRAWING	OC				
R021	13/01/2026	CONSTRUCTION DRAWING UPDATED AS PER COMMENTS	OC				
				NO. - 445	ISSUED FOR CONSTRUCTION		



1. ACRYLIC RENDER FINISH YET TO BE SELECTED



2. GARAGE DOOR YET TO BE SELECTED BY CLIENT




3. ALUMINIUM POWDERCOATED DOORS/ WINDOWS IN BLACK



4. BROOM FINISH CONCRETE DRIVEWAY


5. STANDARD DOOR YET TO BE SELECTED BY CLIENT




\*7.5 EX WHITE EXTERNALLY CLADDED FINISH LIGHT WEIGHT WALL ON 1ST FLOOR OF THE SOUTH ELEVATION



\* ROOF, FASCIA & GUTTER FINISH AS COLORBOND MONUMENT OR SIMILAR



\*BRICK FINISH AS METALLIX BRONZE



\*DOWN PIPE IS TO BE WHITE

**TITLE**  
**EXTERNAL FINISHES SCHEDULE**

REVISION SCHEDULE				TRUE NORTH	DESIGN BY	DRAWN BY	LOT ADDRESS
REVISION NO.	DATE	DESCRIPTION	REVISED BY		GJ	OC	
R012	02/07/2025	REVISED CONCEPT PLAN AS PER CLIENT COMMENT	SB		1st CHECK	2nd CHECK	FAIRY MEADOW, NSW-2519
R013	02/07/2025	REVISED CONCEPT PLAN AS PER CLIENT COMMENT	SB		SB	PB	
R014	16/07/2025	MODIFICATION AS PER CLIENT COMMENTS & COUNCIL RFI	OC		APPROVED BY	PB	
R015	19/09/2025	CC DRAWING SET	OC	DWG No:	DATE : 13/01/2026		CLIENT NAME:
R016	24/10/2025	LAUNDRY EXTERNAL STEPS CHANGE TO RAMP	OC	DW 17	SCALE:		
R017	12/12/2025	CONSTRUCTION DRAWING	OC	PROJECT NO :	ISSUED FOR CONSTRUCTION		
R018	23/12/2025	CONSTRUCTION DRAWING	OC	NO. - 445			
R019	30/12/2025	CONSTRUCTION DRAWING	GJ				
R020	06/01/2026	CONSTRUCTION DRAWING	OC				
R021	13/01/2026	CONSTRUCTION DRAWING UPDATED AS PER COMMENTS	OC				

**WINDOW SCHEDULE**

WINDOW	HEIGHT	WIDTH	TYPE	SILL HEIGHT	LOCATION
W01	2010	2100	3P SW+1 FP	330	BED 1
W02	1000	610	FW	1340	BED 1
W03	540	1450	AW-OBS	1800	BATH
W04	1000	2650	3P SW	1340	MEDIA
W05	1800	850	FW	540	LIVING
W06	1800	850	FW	540	LIVING
W07	2100	2770	3P SW+3 FP	240	LOUNGE
W08	800	3500	FW	1540	ALFRESCO
W09	600	2650	FW	1000	KITCHEN
W10	1000	1450	SW	1340	GYM
W11	600	1810	FW	1740	DOUBLE GARAGE
W12	2010	2100	2FP+2SW	330	BED 2
W13	800	2410	SW	1540	BED 2
W14	540	850	AW-OBS	1800	BED 2 ENS
W15	1500	2410	3P SW+3 FP	840	RUMPUS
W16	1800	1210	FW	-1050	STAIRCASE
W17	1800	850	FW	540	VOID
W18	1800	850	FW	540	VOID
W19	1800	3010	3P FW	540	VOID
W20	1600	2770	5FP+1SW	740	MASTER BED
W21	800	2650	3P SW	1540	MASTER BED
W22	540	1450	AW-OBS	1800	MASTER BED WIR
W23	540	1450	AW-OBS	1800	MASTER BED ENS
W24	540	1450	AW-OBS	1800	BED 3 BATH
W25	1200	1810	FW	914	BED 3
W26	2340	1210	FW	-	VOID
W27	1200	1810	FW	914	BED 2

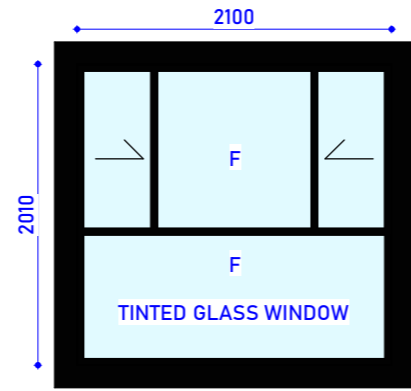
**SKYLIGHT WINDOW SCHEDULE**

WINDOW	HEIGHT	WIDTH	TYPE	LOCATION
SL01	2000	3000	FW	ALFRESCO

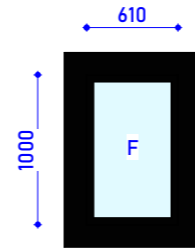
**DOOR SCHEDULE**

DOOR	WIDTH	HEIGHT	TYPE	LOCATION
SD01	2000	2340	SLIDING DOOR	LOUNGE
SD02	3010	2340	SLIDING DOOR	BED 3
STD01	4000	2340	3 PANEL STACKER DOOR	ALFRESCO
STD02	4340	2340	3 PANEL STACKER DOOR	LOUNGE

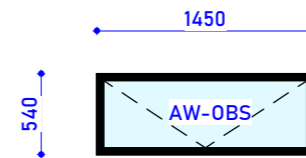
**ALL DOOR AND WINDOWS FRAMES TO BE BLACK**



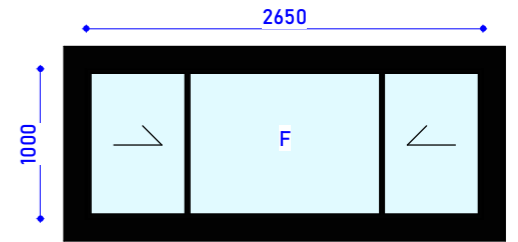
W01  
HEIGHT-2010  
WIDTH-2100



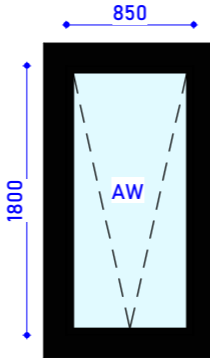
W02  
HEIGHT-1000  
WIDTH-610



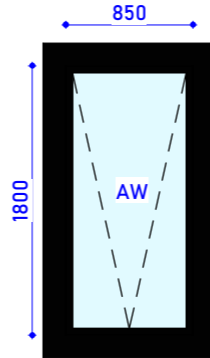
W03  
HEIGHT-540  
WIDTH-1450



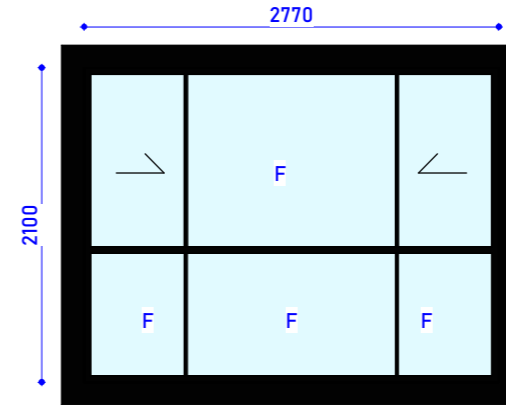
W04  
HEIGHT-1000  
WIDTH-2650



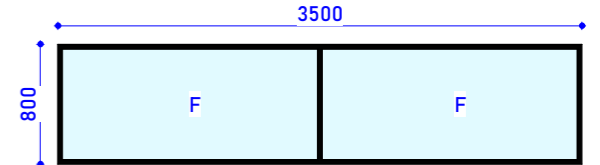
W05  
HEIGHT-1800  
WIDTH-850



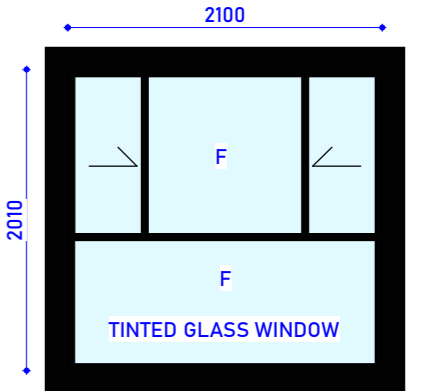
W06  
HEIGHT-1800  
WIDTH-850



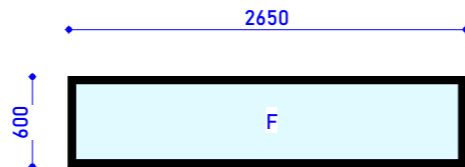
W07  
HEIGHT-2100  
WIDTH-2770



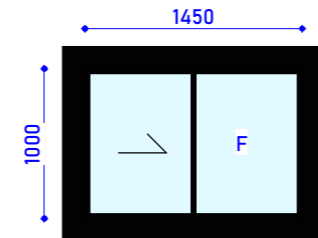
W08  
HEIGHT-800  
WIDTH-3500




W12  
HEIGHT-2010  
WIDTH-2100



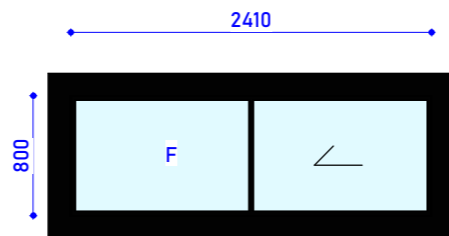
W09  
HEIGHT-600  
WIDTH-2650



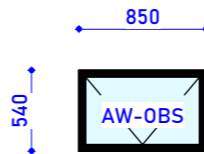
W10  
HEIGHT-1000  
WIDTH-1450



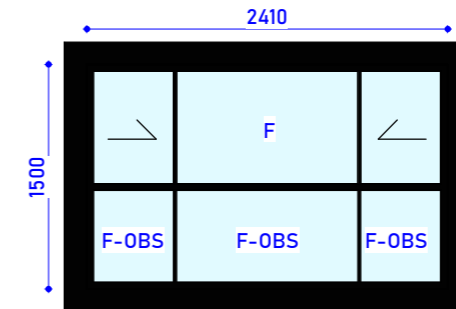
W11  
HEIGHT-600  
WIDTH-1810



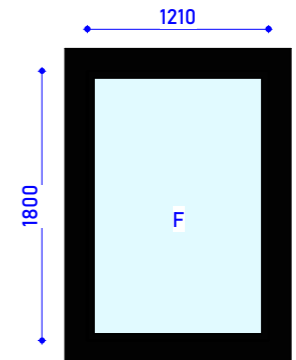
W13  
HEIGHT-800  
WIDTH-2410



W14  
HEIGHT-540  
WIDTH-850



W15  
HEIGHT-1500  
WIDTH-2410



W16  
HEIGHT-1800  
WIDTH-1210

**WINDOW SCHEDULE (INTERNAL VIEW OF WINDOW)**

**REVISION SCHEDULE**

REVISION NO.	DATE	DESCRIPTION	REVISED BY
R012	02/07/2025	REVISED CONCEPT PLAN AS PER CLIENT COMMENT	SB
R013	02/07/2025	REVISED CONCEPT PLAN AS PER CLIENT COMMENT	SB
R014	16/07/2025	MODIFICATION AS PER CLIENT COMMENTS & COUNCIL RFI	OC
R015	19/09/2025	CC DRAWING SET	OC
R016	24/10/2025	LAUNDRY EXTERNAL STEPS CHANGE TO RAMP	OC
R017	12/12/2025	CONSTRUCTION DRAWING	OC
R018	23/12/2025	CONSTRUCTION DRAWING	OC
R019	30/12/2025	CONSTRUCTION DRAWING	GJ
R020	06/01/2026	CONSTRUCTION DRAWING	OC
R021	13/01/2026	CONSTRUCTION DRAWING UPDATED AS PER COMMENTS	OC

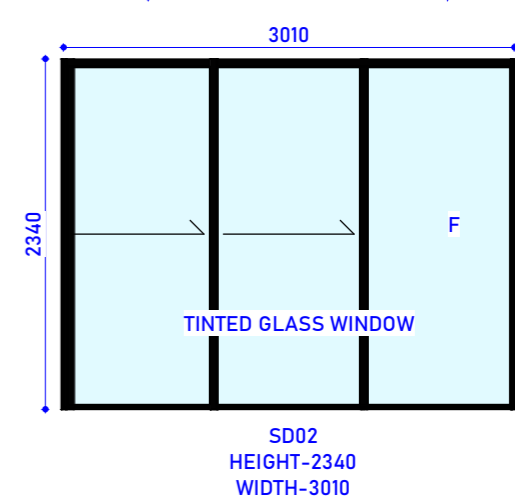
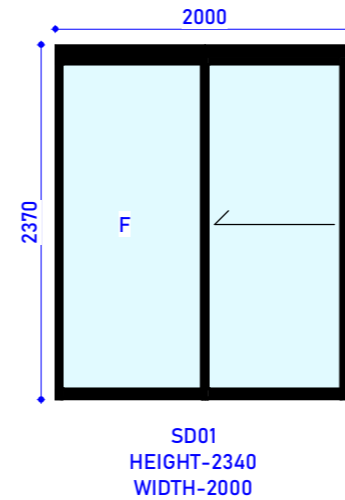
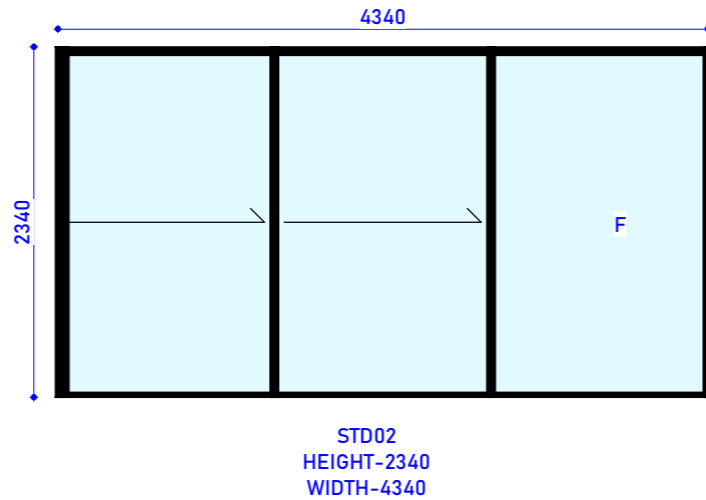
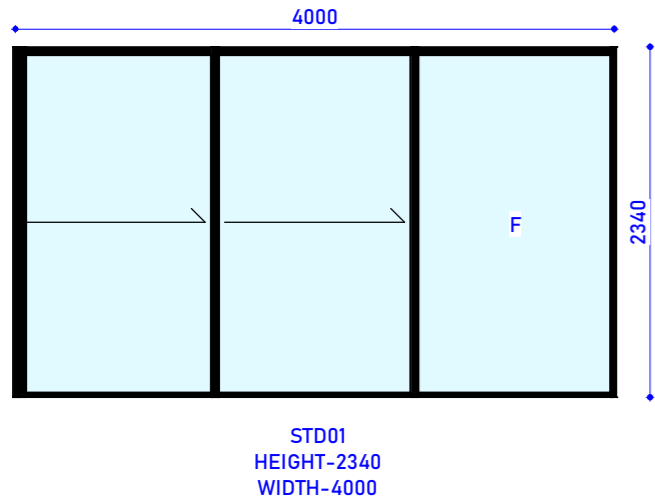
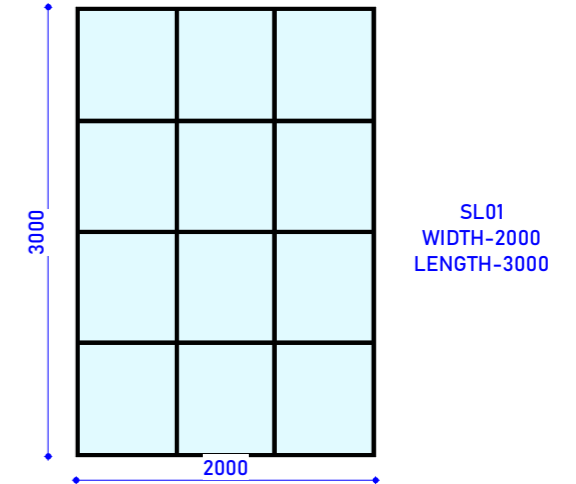
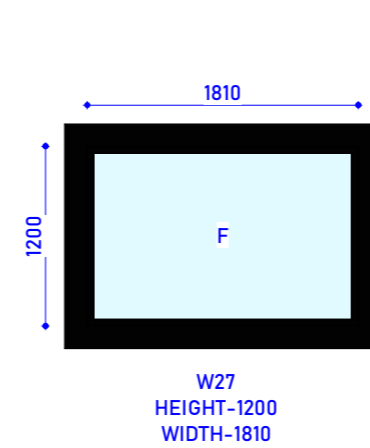
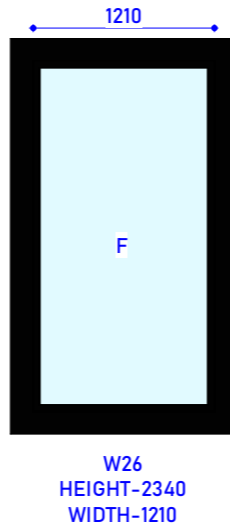
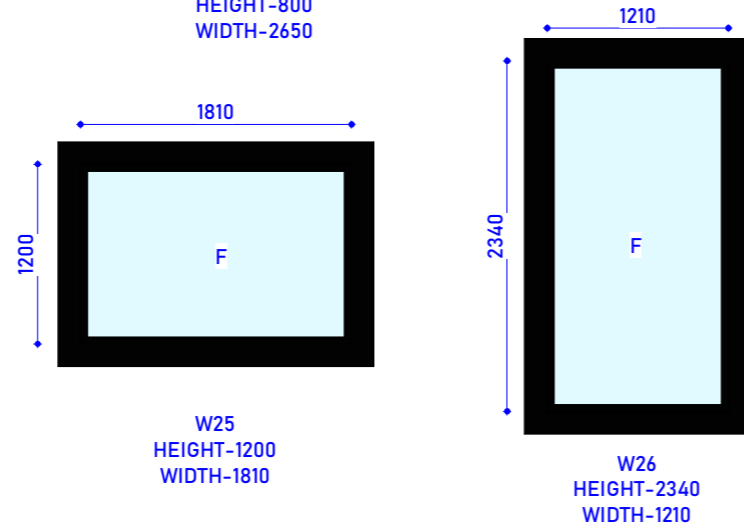
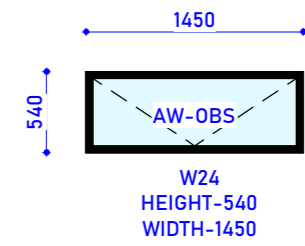
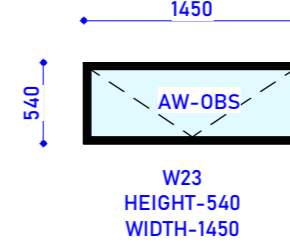
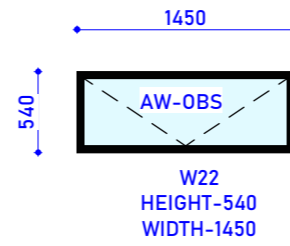
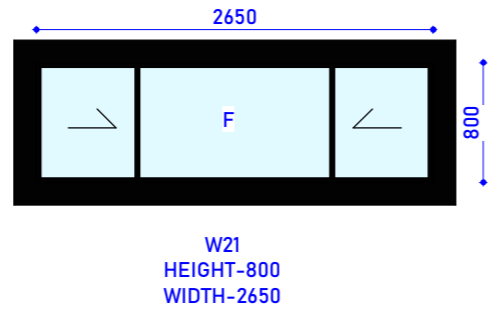
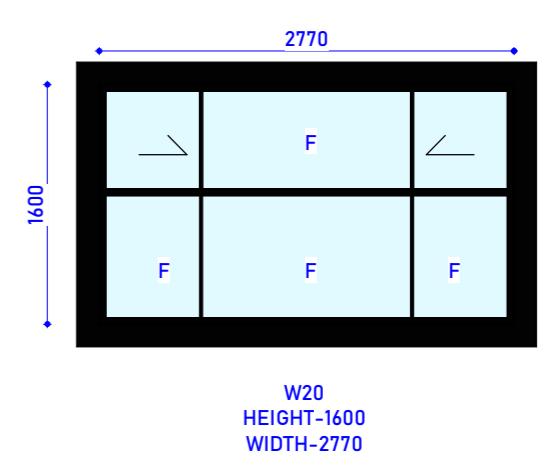
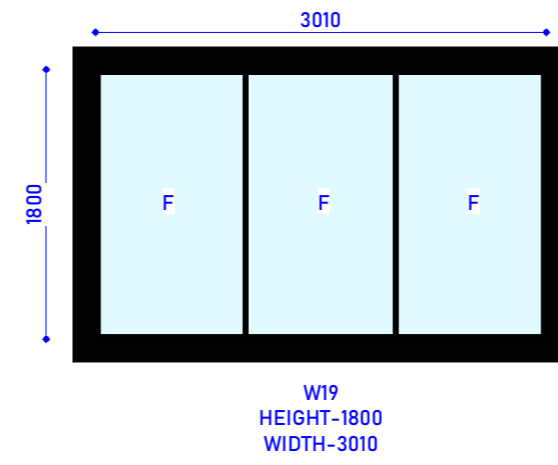
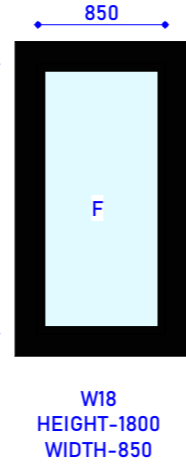
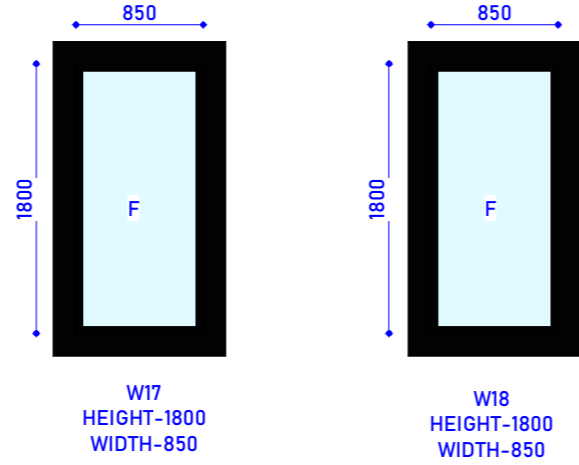
TRUE NORTH	DESIGN BY	DRAWN BY	LOT ADDRESS
	GJ	OC	
	1st CHECK	2nd CHECK	FAIRY MEADOW, NSW-2519
	SB	PB	
DWG No:	APPROVED BY	PB	
DW 20	DATE :	13/01/2026	CLIENT NAME:
PROJECT NO :	SCALE:	1 : 50	
NO. - 445	ISSUED FOR CONSTRUCTION		

WINDOW SCHEDULE					
WINDOW	HEIGHT	WIDTH	TYPE	SILL HEIGHT	LOCATION
W01	2010	2100	3P SW+1 FP	330	BED 1
W02	1000	610	FW	1340	BED 1
W03	540	1450	AW-OBS	1800	BATH
W04	1000	2650	3P SW	1340	MEDIA
W05	1800	850	FW	540	LIVING
W06	1800	850	FW	540	LIVING
W07	2100	2770	3P SW+3 FP	240	LOUNGE
W08	800	3500	FW	1540	ALFRESCO
W09	600	2650	FW	1000	KITCHEN
W10	1000	1450	SW	1340	GYM
W11	600	1810	FW	1740	DOUBLE GARAGE
W12	2010	2100	2FP+2SW	330	BED 2
W13	800	2410	SW	1540	BED 2
W14	540	850	AW-OBS	1800	BED 2 ENS
W15	1500	2410	3P SW+3 FP	840	RUMPUS
W16	1800	1210	FW	-1050	STAIRCASE
W17	1800	850	FW	540	VOID
W18	1800	850	FW	540	VOID
W19	1800	3010	3P FW	540	VOID
W20	1600	2770	5FP+1SW	740	MASTER BED
W21	800	2650	3P SW	1540	MASTER BED
W22	540	1450	AW-OBS	1800	MASTER BED WIR
W23	540	1450	AW-OBS	1800	MASTER BED ENS
W24	540	1450	AW-OBS	1800	BED 3 BATH
W25	1200	1810	FW	914	BED 3
W26	2340	1210	FW	0	VOID
W27	1200	1810	FW	914	BED 2

SKYLIGHT WINDOW SCHEDULE				
WINDOW	HEIGHT	WIDTH	TYPE	LOCATION
SL01	2000	3000	FW	ALFRESCO

DOOR SCHEDULE				
DOOR	WIDTH	HEIGHT	TYPE	LOCATION
SD01	2000	2340	SLIDING DOOR	LOUNGE
SD02	3010	2340	SLIDING DOOR	BED 3
STD01	4000	2340	3 PANEL STACKER DOOR	ALFRESCO
STD02	4340	2340	3 PANEL STACKER DOOR	LOUNGE

ALL DOOR AND WINDOWS FRAMES TO BE BLACK



REVISION NO.	DATE	REVISION SCHEDULE		TRUE NORTH	DESIGN BY	DRAWN BY	LOT ADDRESS
		DESCRIPTION	REVISED BY				
R012	02/07/2025	REVISED CONCEPT PLAN AS PER CLIENT COMMENT	SB	DWG No:	GJ	OC	FAIRY MEADOW, NSW-2519
R013	02/07/2025	REVISED CONCEPT PLAN AS PER CLIENT COMMENT	SB		1st CHECK	2nd CHECK	
R014	16/07/2025	MODIFICATION AS PER CLIENT COMMENTS & COUNCIL RFI	OC		SB	PB	
R015	19/09/2025	CC DRAWING SET	OC	APPROVED BY	PB	CLIENT NAME:	
R016	24/10/2025	LAUNDRY EXTERNAL STEPS CHANGE TO RAMP	OC				
R017	12/12/2025	CONSTRUCTION DRAWING	OC	DATE :	13/01/2026		
R018	23/12/2025	CONSTRUCTION DRAWING	OC				
R019	30/12/2025	CONSTRUCTION DRAWING	GJ	PROJECT NO :	SCALE: 1 : 50		
R020	06/01/2026	CONSTRUCTION DRAWING	OC				
R021	13/01/2026	CONSTRUCTION DRAWING UPDATED AS PER COMMENTS	OC	NO. - 445	ISSUED FOR CONSTRUCTION		

WINDOW SCHEDULE (INTERNAL VIEW OF WINDOW)

1	<b>BRICK &amp; RENDER AREA</b>	
	RENDER AREA ( COMMON BRICK)	336 SQ.M
	NO OF BRICKS ( 336 X 55 BRICK )	18480 BRICKS
	LIGHT WEIGHT WALL RENDER AREA	75.47 SQ.M
	TOTAL RENDER AREA	412 SQ.M
	<b>SAND &amp; CEMENT</b>	
	SAND IN TONE ( 1 TONNE PER 1000 BRICKS )	19 TONNES
	CEMENT BAGS ( 13 BAGS PER 1000 BRICKS )	247 BAGS
	<b>GYPROCK &amp; INSULATION AREA</b>	
	TOTAL GYPROCK AREA	1110 SQ.M

2	<b>DOORS &amp; WINDOWS</b>		
	NO OF DOORS	WIDTH X HEIGHT	NOS
	A . MAIN ENTERANCE DOOR	1210 X 2340	01
	B . INTERNAL NO OF DOORS	720 X 2340	11
		820 X 2340	11
	C. SD01	2000 X 2340	01
	D. SD02	3010 X 2340	01
	E. STD01	4000 X 2340	01
	F. STD02	4340 X 2340	01
	TOTAL NO OF DOORS		27
	NO OF WINDOWS		27
	SKYLIGHT WINDOW (SL01)	2000 X 3000	01

3	<b>CONCRETE &amp; DRIVEWAY AREA</b>	
	CONCRETE AREA	285 SQ.M
	INTERNAL DROP EDGE BEAM AREA	1.712 SQ.M
	EXTERNAL DROP EDGE BEAM AREA	51.394 SQ.M
	CONCRETE STEPS	12 NOS
	BROOM FINISHED CONCRETE DRIVEWAY	38.701 SQ.M
	PLAIN CONCRETE CROSSOVER	12.341 SQ.M

4	ROOF AREA	336.505 SQ.M
5	<b>RAILING IN LINEAR METER &amp; SHOWER SCREENS</b>	
	STAIRCASE RAILING	13 M
	BALCONY RAILING	14 M
	LANDING & VOID RAILING, PORCH & ALFRESCO	13 M
	SHOWER SCREENS	04 NOS

6	<b>WET AREAS &amp; PLUMBING FIXTURES QUANTIFICATION</b>	
	NO OF BATHROOMS	04
	NO OF POWDER	01
	NO OF LDY	01
	NO.OF TAPWARE & SANITARY TAPWARE	
	WALL BASIN MIXER	06 NOS.
	SHOWER SET	04 NOS.
	BATHTUB SPOUT	01 NOS.
	SHOWER SET MIXER	04 NOS.
	FREE STANDING BATHTUB MIXER	01 NOS.
	SINK MIXER	05 NOS.
	DOUBLE BOWL SINK	01 NOS.
	SINGLE BOWL SINK	05 NOS.
	VANITY BASIN	06 NOS.
	BATHTUB	01 NOS.
	WC	05 NOS.
	TOILET ROLL HOLDER	05 NOS.
	DOUBLE TOWEL RAIL (HEATED)	04 NOS.
	HAND TOWEL RAIL	05 NOS.
	BASIN POP UP	06 NOS.
BATHTUB POP UP	01 NOS.	
NO. OF BASINS	06 NOS.	

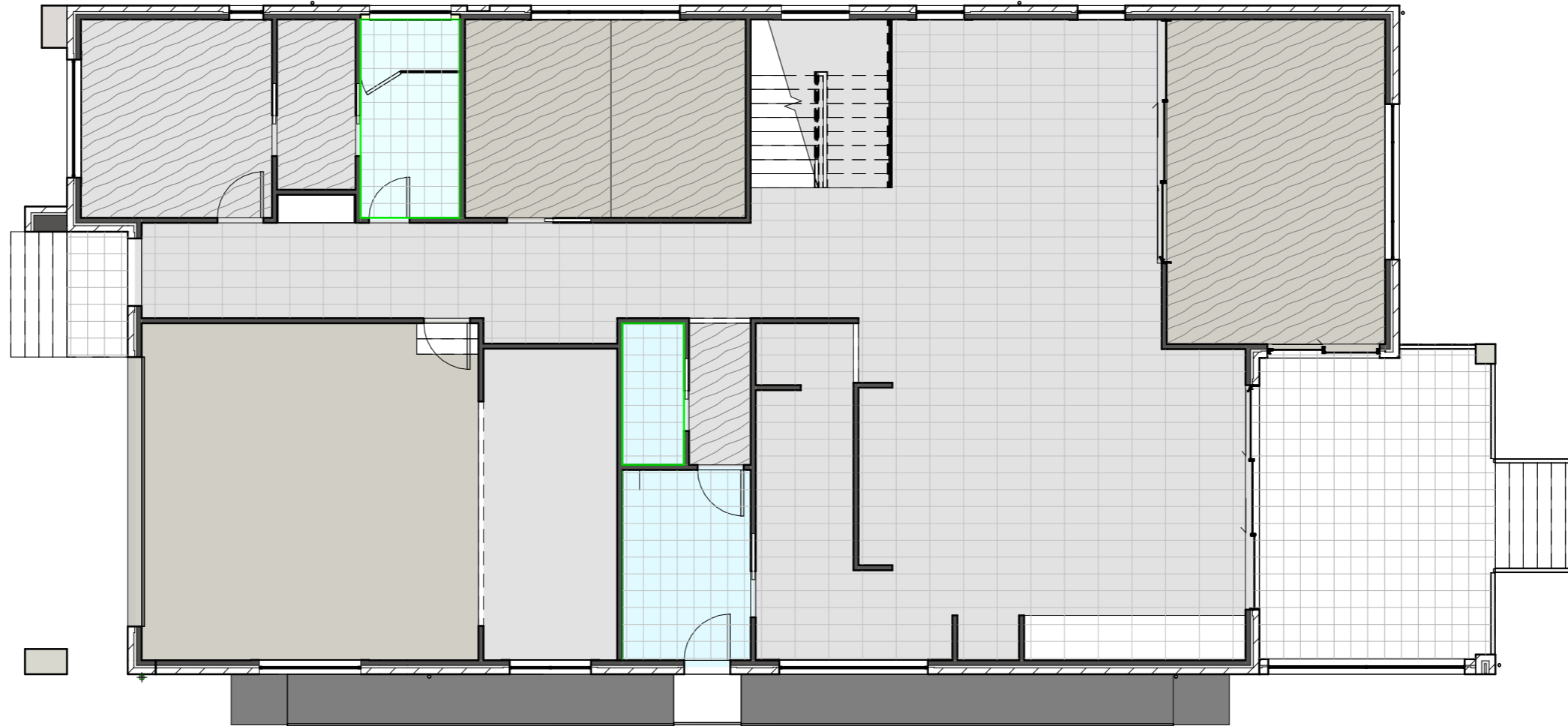
ALL TAPWARE IS IN BLACK FINISH

7	<b>TILING AREA</b>		
	A	TILE FLOORING AREA	
		MAIN FLOOR TILING AREA	110.951 SQ.M
		WET FLOOR TILING AREA	41.82 SQ.M
		WALLS TILES AREA -	156.23 SQ.M
		PORCH , ALFRESCO & BALCONY TILES AREA	42.6 SQ.M
		SKIRTING HEIGHT (100MM) (LAUNDRY)	0.796 SQ.M
	B	OTHER FLOOR AREA	
		HYBRID FLOORING AREA	201.49 SQ.M

WINDOWS NO.	WINDOWS WIDTH	QUANTITY	LINTEL SIZE	TYPE
W01 , W12	2100	02	2400	ANGLE BAR
W02	610	01	900	ANGLE BAR
W03 , W10 , W22 , W23 , W24 , W26	1450	05	1800	ANGLE BAR
W05 , W06 , W14 , W17 , W18	850	05	1100	ANGLE BAR
W07 , W20	2770	02	3000	ANGLE BAR
W08	3500	01	4000	ANGLE BAR
W04 , W09 , W21	2650	03	3000	ANGLE BAR
W11 , W25 , W27 , W29	1810	03	2100	ANGLE BAR
W13 , W15 , W25	2410	03	2700	ANGLE BAR
W16 , W28	1210	02	1500	ANGLE BAR
W19	3010	01	3300	ANGLE BAR
W20	970	01	1200	ANGLE BAR

DOORS	SIZE OF DOOR	QUANTITY	LINTEL SIZE	TYPE
GARAGE DOOR	4800 X 2200	01	5200	T BAR
MAIN DOOR (WC01)	1210 X 2340	01	1500	ANGLE BAR
LDYR DOOR (WD01)	820 X 2340	01	1100	ANGLE BAR
SD01	2000 X 2340	01	2300	ANGLE BAR
STD01	4000 X 2340	01	4300	T BAR

TITLE	REVISION SCHEDULE				TRUE NORTH	DESIGN BY	DRAWN BY	LOT ADDRESS
	REVISION NO.	DATE	DESCRIPTION	REVISED BY				
QUANTIFICATION	R012	02/07/2025	REVISED CONCEPT PLAN AS PER CLIENT COMMENT	SB	DWG No:	GJ	OC	FAIRY MEADOW, NSW-2519
	R013	02/07/2025	REVISED CONCEPT PLAN AS PER CLIENT COMMENT	SB		1st CHECK	2nd CHECK	
	R014	16/07/2025	MODIFICATION AS PER CLIENT COMMENTS & COUNCIL RFI	OC		SB	PB	
	R015	19/09/2025	CC DRAWING SET	OC	APPROVED BY	PB	CLIENT NAME:	
	R016	24/10/2025	LAUNDRY EXTERNAL STEPS CHANGE TO RAMP	OC				
	R017	12/12/2025	CONSTRUCTION DRAWING	OC	DATE : 13/01/2026	SCALE:		
	R018	23/12/2025	CONSTRUCTION DRAWING	OC				
	R019	30/12/2025	CONSTRUCTION DRAWING	GJ	PROJECT NO : NO. - 445	ISSUED FOR CONSTRUCTION		
	R020	06/01/2026	CONSTRUCTION DRAWING	OC				
	R021	13/01/2026	CONSTRUCTION DRAWING UPDATED AS PER COMMENTS	OC				

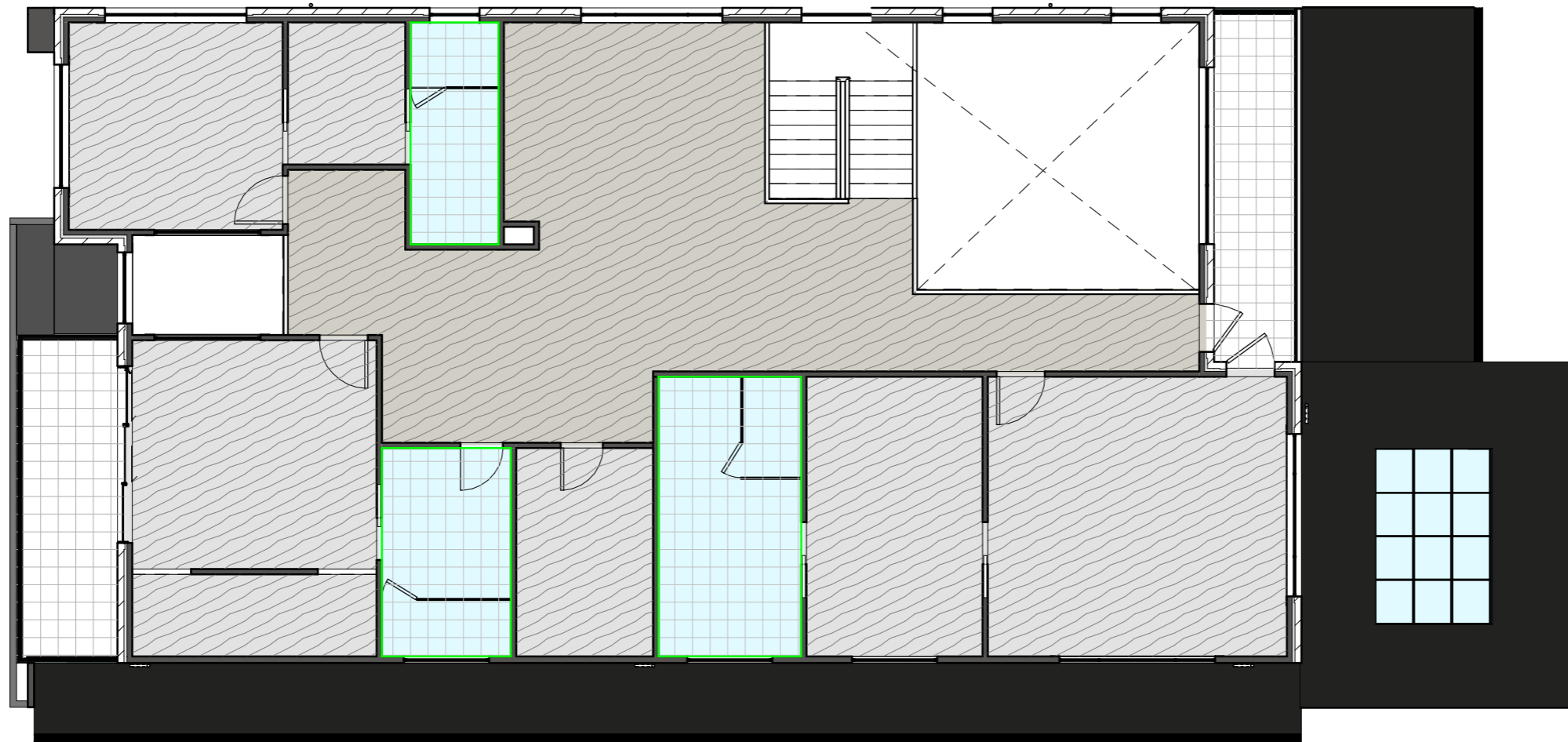


-  WET AREA FLOOR TILING
-  WALL TILES AREA
-  HYBRID FLOORING AREA
-  PORCH , ALFRESCO & BALCONY TILES
-  MAIN FLOORING AREA

**TILES FLOOR AREA PLAN**

REVISION SCHEDULE			
REVISION NO.	DATE	DESCRIPTION	REVISED BY
R012	02/07/2025	REVISED CONCEPT PLAN AS PER CLIENT COMMENT	SB
R013	02/07/2025	REVISED CONCEPT PLAN AS PER CLIENT COMMENT	SB
R014	16/07/2025	MODIFICATION AS PER CLIENT COMMENTS & COUNCIL RFI	OC
R015	19/09/2025	CC DRAWING SET	OC
R016	24/10/2025	LAUNDRY EXTERNAL STEPS CHANGE TO RAMP	OC
R017	12/12/2025	CONSTRUCTION DRAWING	OC
R018	23/12/2025	CONSTRUCTION DRAWING	OC
R019	30/12/2025	CONSTRUCTION DRAWING	GJ
R020	06/01/2026	CONSTRUCTION DRAWING	OC
R021	13/01/2026	CONSTRUCTION DRAWING UPDATED AS PER COMMENTS	OC

TRUE NORTH	DESIGN BY	DRAWN BY	LOT ADDRESS
	GJ	OC	
	1st CHECK	2nd CHECK	FAIRY MEADOW, NSW-2519
	SB	PB	
DWG No:	APPROVED BY	PB	
DW 25	DATE :	13/01/2026	CLIENT NAME:
PROJECT NO :	SCALE:	1 : 100	
NO. - 445	ISSUED FOR CONSTRUCTION		



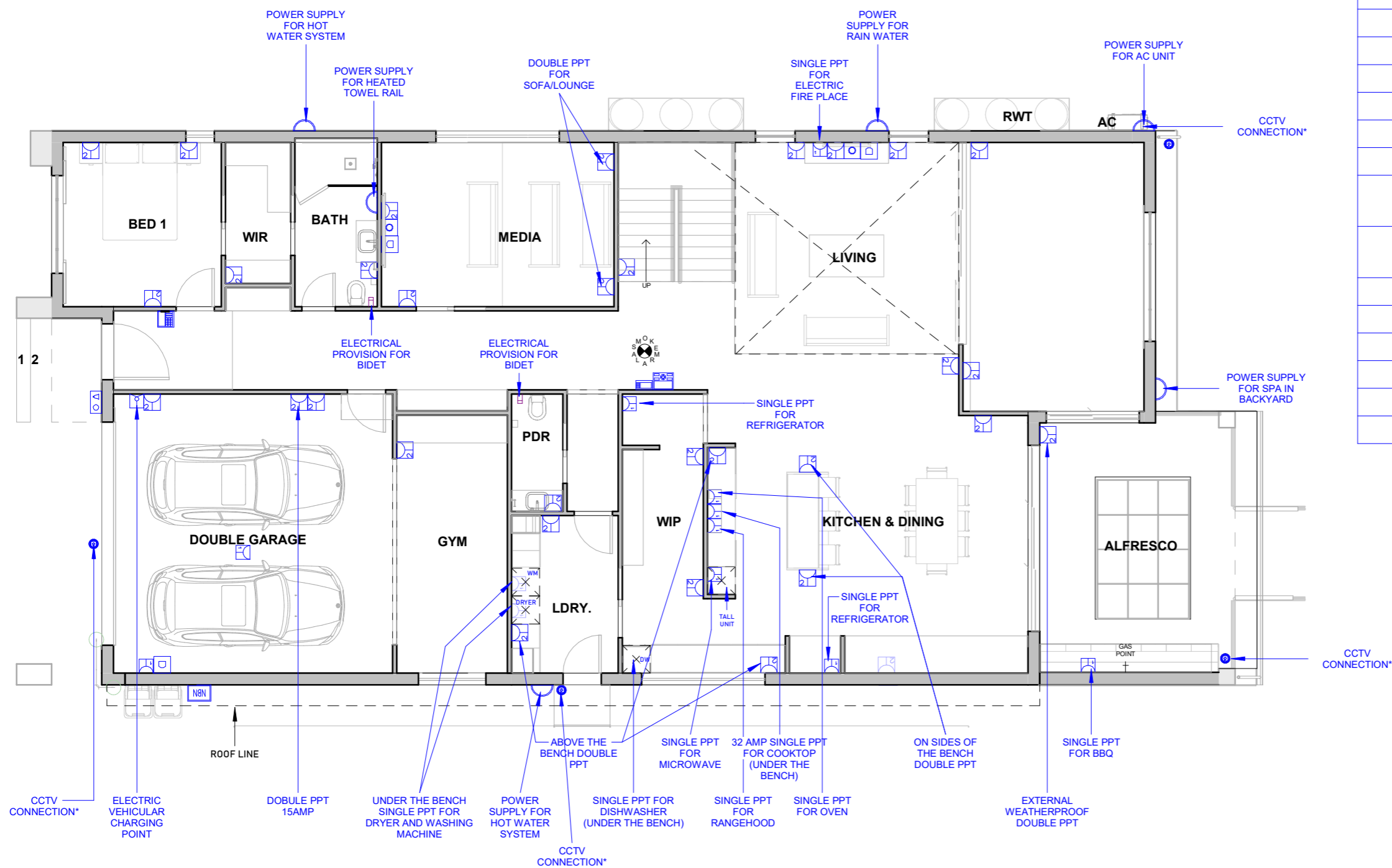
-  WET AREA FLOOR TILING
-  WALL TILES AREA
-  HYBRID FLOORING AREA
-  PORCH , ALFRESCO & BALCONY TILES

**TILE FLOOR AREA PLAN**

REVISION SCHEDULE				TRUE NORTH	DESIGN BY	DRAWN BY	LOT ADDRESS
REVISION NO.	DATE	DESCRIPTION	REVISED BY	DW 26	GJ	OC	FAIRY MEADOW, NSW-2519
R012	02/07/2025	REVISED CONCEPT PLAN AS PER CLIENT COMMENT	SB		1st CHECK	2nd CHECK	
R013	02/07/2025	REVISED CONCEPT PLAN AS PER CLIENT COMMENT	SB		SB	PB	
R014	16/07/2025	MODIFICATION AS PER CLIENT COMMENTS & COUNCIL RFI	OC		APPROVED BY	PB	
R015	19/09/2025	CC DRAWING SET	OC	PROJECT NO : NO. - 445	DATE : 13/01/2026		CLIENT NAME:
R016	24/10/2025	LAUNDRY EXTERNAL STEPS CHANGE TO RAMP	OC		SCALE: 1 : 100		
R017	12/12/2025	CONSTRUCTION DRAWING	OC	ISSUED FOR CONSTRUCTION			
R018	23/12/2025	CONSTRUCTION DRAWING	OC				
R019	30/12/2025	CONSTRUCTION DRAWING	GJ				
R020	06/01/2026	CONSTRUCTION DRAWING	OC				
R021	13/01/2026	CONSTRUCTION DRAWING UPDATED AS PER COMMENTS	OC				

### Electrical Fixture Schedule
















SYMBOL	FAMILY	COUNT
	AC RETURN GRILL NEW	1
	AC TEMP CONTROLLER	1
	ALARM SYSTEM	1
	CCTV CONNECTION	7
	DATA POINT	4
	DOOR BELL INTERCOM UNIT	1
	DOUBLE POWER POINT	54
	ELECTRIC CAR POWER POINT	1
	ELECTRICAL PROVISION FOR BIDET	5
	INTERCOM DISPLAY UNIT	1
	NBN	1
	POWER SUPPLY	9
	SECURITY ALARM KEYPAD	1
	SINGLE POWER POINT	14
	TV POINT	3

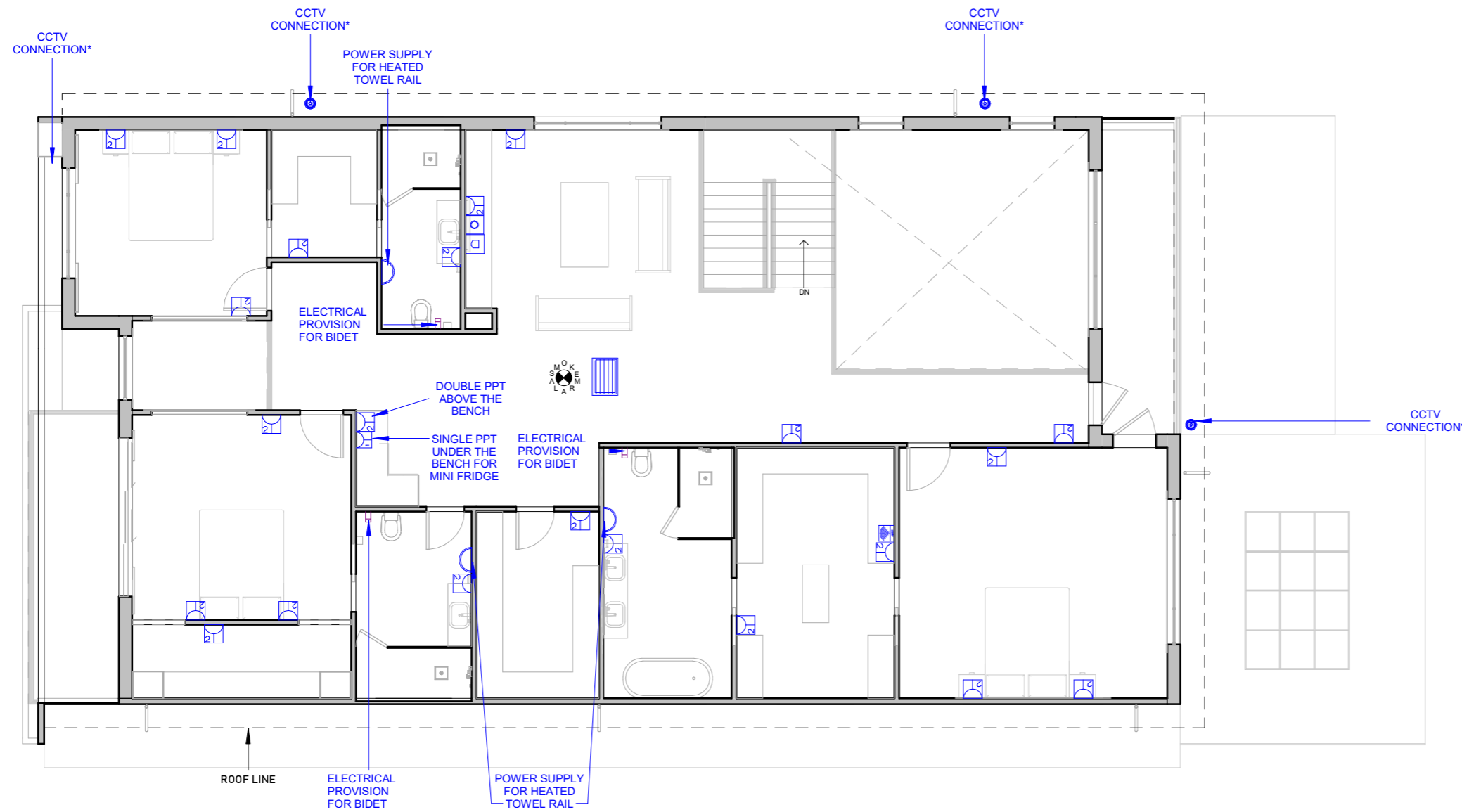


NOTE -  
 ONE MANUAL AC CONTROL UNIT ON GROUND FLOOR AND THE OTHER AC CONTROL UNIT IS WIFI CONNECTED CONTROLLED BY MOBILE PHONE  
 ACOUSTIC SOUND INSULATION TO MEDIA WALLS  
 \*CCTV CONNECTION: HIKVISION 8 CHANNEL,3TB,NVR 6X6MP ACCUSENSE TURRET CAMERA MODEL NO. DS2CD2366G-1

TITLE	REVISION SCHEDULE				TRUE NORTH	DESIGN BY	DRAWN BY	LOT ADDRESS
	REVISION NO.	DATE	DESCRIPTION	REVISED BY				
GROUND FLOOR ELECTRICAL PLAN	E00	05/09/2025	ISSUED FOR INITIAL DISCUSSION	GJ		GJ	GJ	FAIRY MEADOW, NSW-2519
	E01	23/12/2025	ISSUED FOR INITIAL DISCUSSION	GJ		1st CHECK	2nd CHECK	
						SB	AK	
						DWG No:	APPROVED BY	PB
						E00	DATE :	06/01/2026
				PROJECT NO :	SCALE:	1 : 100		
				NO. - 445	ISSUED FOR CONSTRUCTION			


## Electrical Fixture Schedule

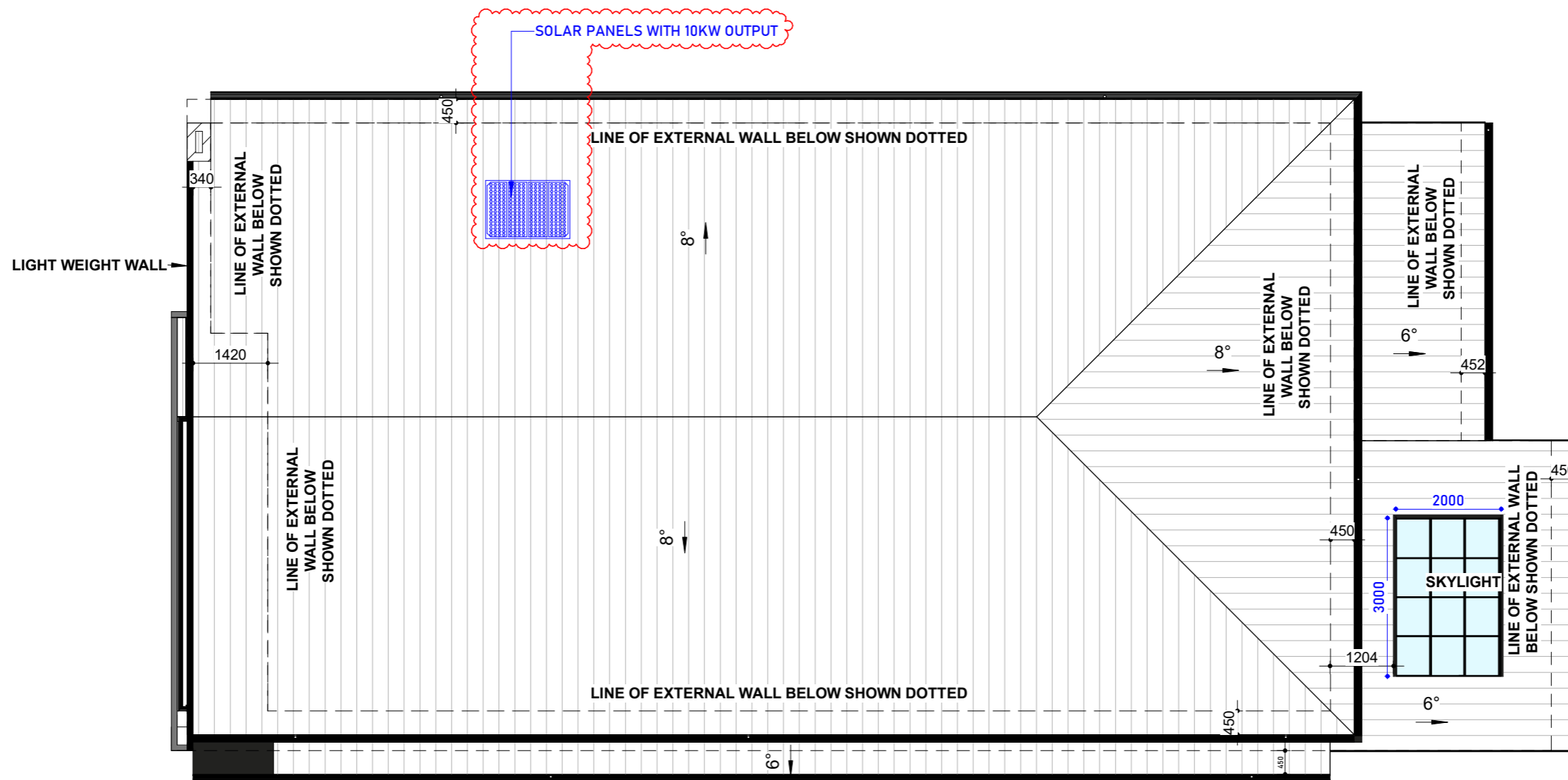
SYMBOL	FAMILY	COUNT
	AC RETURN GRILL NEW	1
	AC TEMP CONTROLLER	1
	ALARM SYSTEM	1
	CCTV CONNECTION	7
	DATA POINT	4
	DOOR BELL INTERCOM UNIT	1
	DOUBLE POWER POINT	54
	ELECTRIC CAR POWER POINT	1
	ELECTRICAL PROVISION FOR BIDET	5
	INTERCOM DISPLAY UNIT	1
	NBN	1
	POWER SUPPLY	9
	SECURITY ALARM KEYPAD	1
	SINGLE POWER POINT	14
	TV POINT	3



**NOTE -**  
 ONE MANUAL AC CONTROL UNIT ON GROUND FLOOR AND THE OTHER AC CONTROL UNIT IS WIFI CONNECTED CONTROLLED BY MOBILE PHONE

\*CCTV CONNECTION: HIKVISION 8 CHANNEL,3TB,NVR 6X6MP ACCUSENSE TURRET CAMERA MODEL NO. DS2CD2366G-1


	TITLE	REVISION SCHEDULE				TRUE NORTH	DESIGN BY	DRAWN BY	LOT ADDRESS
		REVISION NO.	DATE	DESCRIPTION	REVISED BY				
<b>FIRST FLOOR ELECTRICAL</b>		E00	05/09/2025	ISSUED FOR INITIAL DISCUSSION	GJ		GJ	GJ	FAIRY MEADOW, NSW-2519
		E01	23/12/2025	ISSUED FOR INITIAL DISCUSSION	GJ		1st CHECK	2nd CHECK	
							SB	AK	
							DWG No:	APPROVED BY	
							E01	DATE :	06/01/2026
					PROJECT NO :	SCALE:	1 : 100		
					NO. - 445	ISSUED FOR CONSTRUCTION			



**TITLE**

**ROOF PLAN WITH SOLAR PANELS**

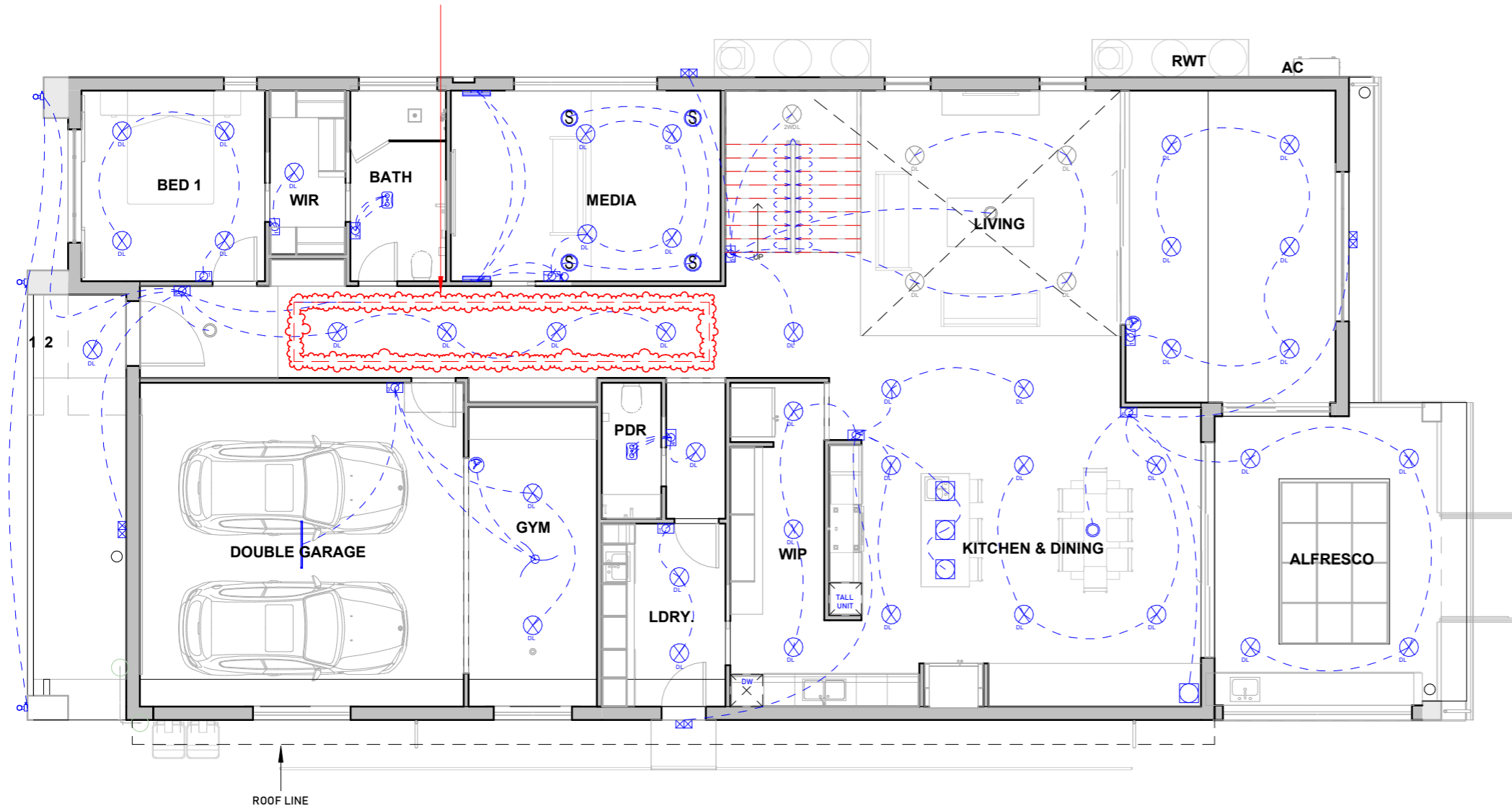
REVISION SCHEDULE			
REVISION NO.	DATE	DESCRIPTION	REVISED BY
E00	05/09/2025	ISSUED FOR INITIAL DISCUSSION	GJ
E01	23/12/2025	ISSUED FOR INITIAL DISCUSSION	GJ

	DESIGN BY	DRAWN BY	LOT ADDRESS
	GJ	GJ	
	1st CHECK	2nd CHECK	
	SB	AK	CLIENT NAME:
DWG No:	APPROVED BY	PB	
E03	DATE :	06/01/2026	
PROJECT NO:	SCALE:	1 : 100	ISSUED FOR CONSTRUCTION
NO. - 445			

## Lighting Fixture Schedule

SYMBOLS	FAMILY	COUNT
	2 HEATER LIGHT AND EXHAUST	3
	2 WAY DOWN LIGHT	1
	4 HEATER LIGHT AND EXHAUST	2
	CHANDELIER POINT	3
	DIMMABLE WALL LIGHT	2
	DIMMER SWITCH	1
	DOWN LIGHT	85
	EXTERIOR WALL LIGHT POINT	3
	FAN	3
	FAN SPEED REGULATOR	4
	FLUORSCENT LIGHT	1
	LED STRIP LIGHT PROVISION	2
	MOTION SENSOR TWIN FLOOD LIGHT	4
	PENDANT LIGHT PROVISION	4
	PROVISION FOR CEILING MOUNTED SPEAKER	4
	SWITCH BOARD (1-GANG)	10
	SWITCH BOARD (2-GANG)-	1
	SWITCH BOARD (3-GANG)	7
	SWITCH BOARD (4-GANG)	3
	SWITCH BOARD (5-GANG)	3
	SWITCH BOARD (6-GANG)	1

REMOVE TENDER INCLUSION OF BULKHEAD WITH LED PROVISION.  
REPLACED WITH PROFILE LIGHT TO BE DIRECTLY INSTALLED IN THE CEILING.



### TITLE

## GROUND FLOOR LIGHTING PLAN

REVISION SCHEDULE			
REVISION NO.	DATE	DESCRIPTION	REVISED BY
E00	05/09/2025	ISSUED FOR INITIAL DISCUSSION	GJ
E01	23/12/2025	ISSUED FOR INITIAL DISCUSSION	GJ

TRUE NORTH	DESIGN BY	DRAWN BY	LOT ADDRESS
	GJ	GJ	FAIRY MEADOW, NSW-2519
	1st CHECK	2nd CHECK	
	SB	AK	
DWG No:	APPROVED BY	PB	CLIENT NAME:
E04	DATE :	06/01/2026	
PROJECT NO :	SCALE:	1 : 100	
NO. - 445	ISSUED FOR CONSTRUCTION		

## Lighting Fixture Schedule

SYMBOLS	FAMILY	COUNT
	2 HEATER LIGHT AND EXHAUST	3
	2 WAY DOWN LIGHT	1
	4 HEATER LIGHT AND EXHAUST	2
	CHANDELIER POINT	3
	DIMMABLE WALL LIGHT	2
	DIMMER SWITCH	1
	DOWN LIGHT	85
	EXTERIOR WALL LIGHT POINT	3
	FAN	3
	FAN SPEED REGULATOR	4
	FLUORSCENT LIGHT	1
	LED STRIP LIGHT PROVISION	2
	MOTION SENSOR TWIN FLOOD LIGHT	4
	PENDANT LIGHT PROVISION	4
	PROVISION FOR CEILING MOUNTED SPEAKER	4
	SWITCH BOARD (1-GANG)	10
	SWITCH BOARD (2-GANG)-	1
	SWITCH BOARD (3-GANG)	7
	SWITCH BOARD (4-GANG)	3
	SWITCH BOARD (5-GANG)	3
	SWITCH BOARD (6-GANG)	1

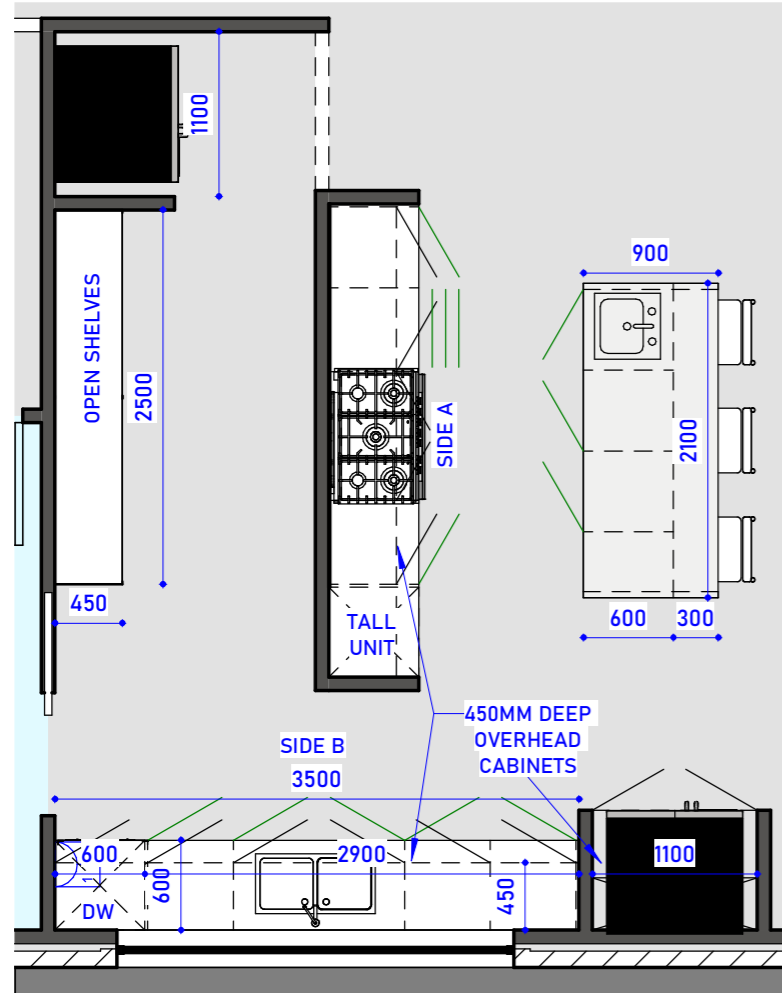


### TITLE

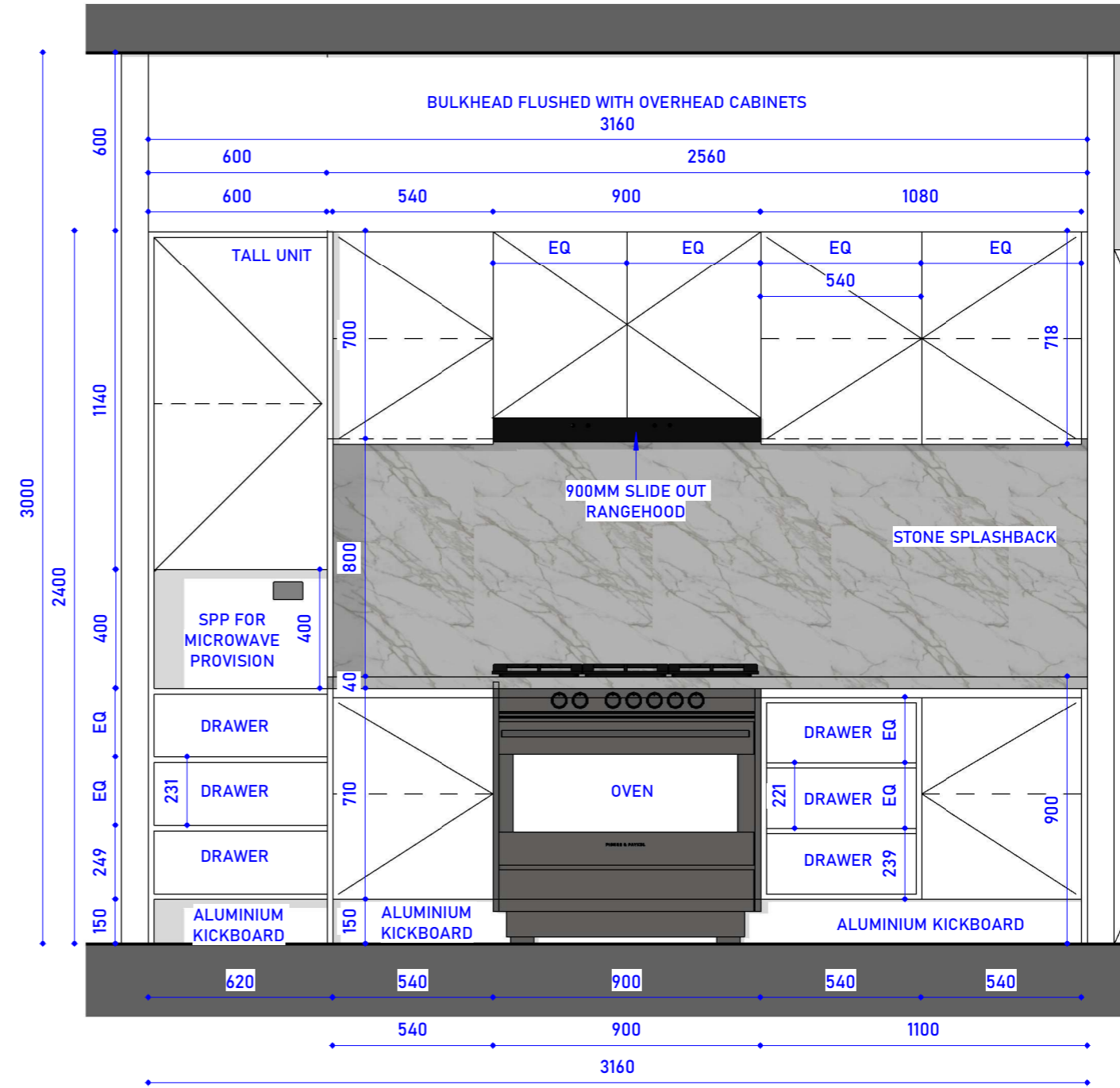
## FIRST FLOOR LIGHTING PLAN

REVISION SCHEDULE			
REVISION NO.	DATE	DESCRIPTION	REVISED BY
E00	05/09/2025	ISSUED FOR INITIAL DISCUSSION	GJ
E01	23/12/2025	ISSUED FOR INITIAL DISCUSSION	GJ

TRUE NORTH	DESIGN BY	DRAWN BY	LOT ADDRESS
	GJ	GJ	FAIRY MEADOW, NSW-2519
	1st CHECK	2nd CHECK	
	SB	AK	
DWG No:	APPROVED BY	PB	CLIENT NAME:
E05	DATE :	06/01/2026	
PROJECT NO :	SCALE:	1 : 100	
NO. - 445	ISSUED FOR CONSTRUCTION		

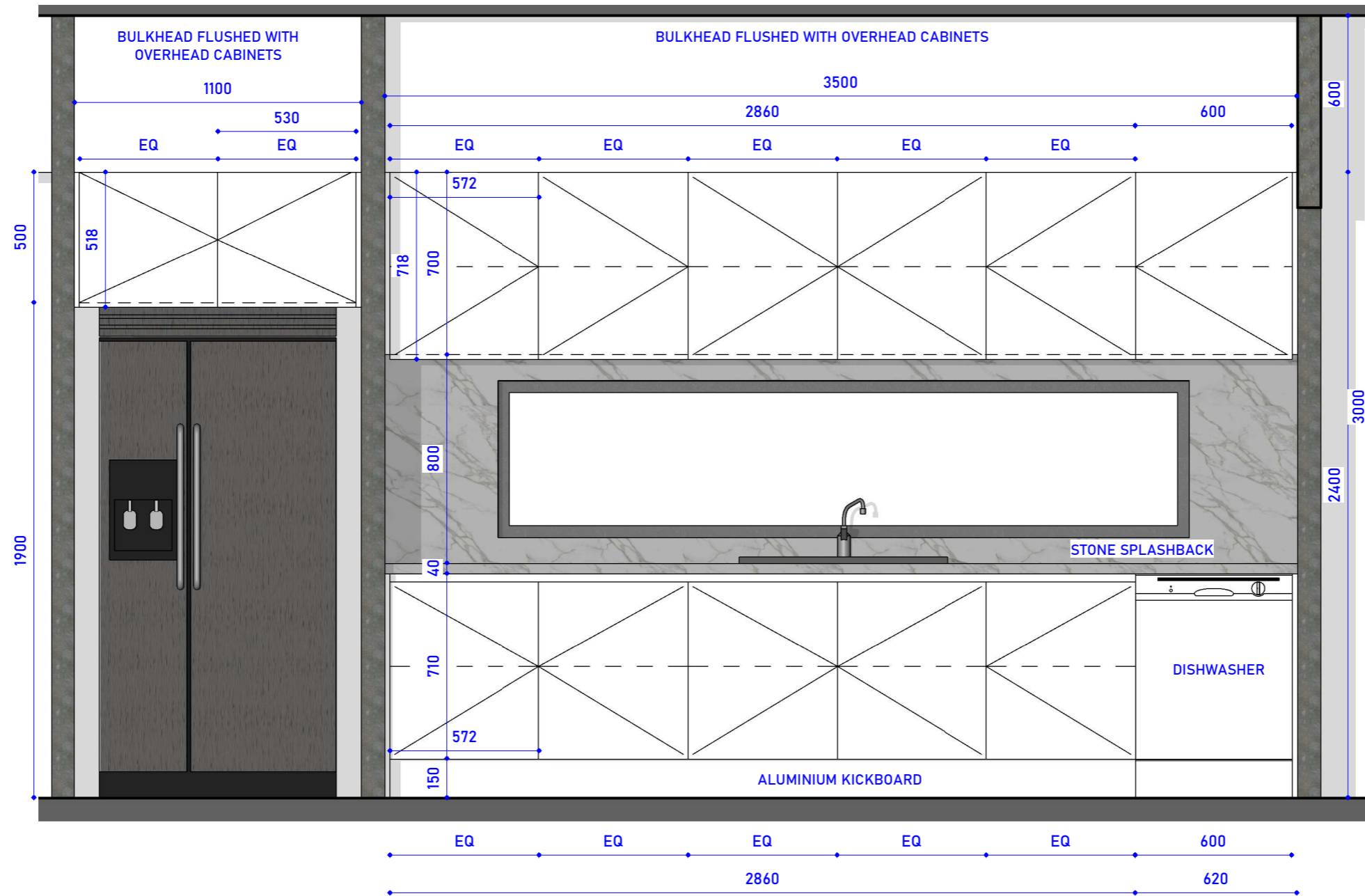


KEY PLAN  
SCALE - 1:50



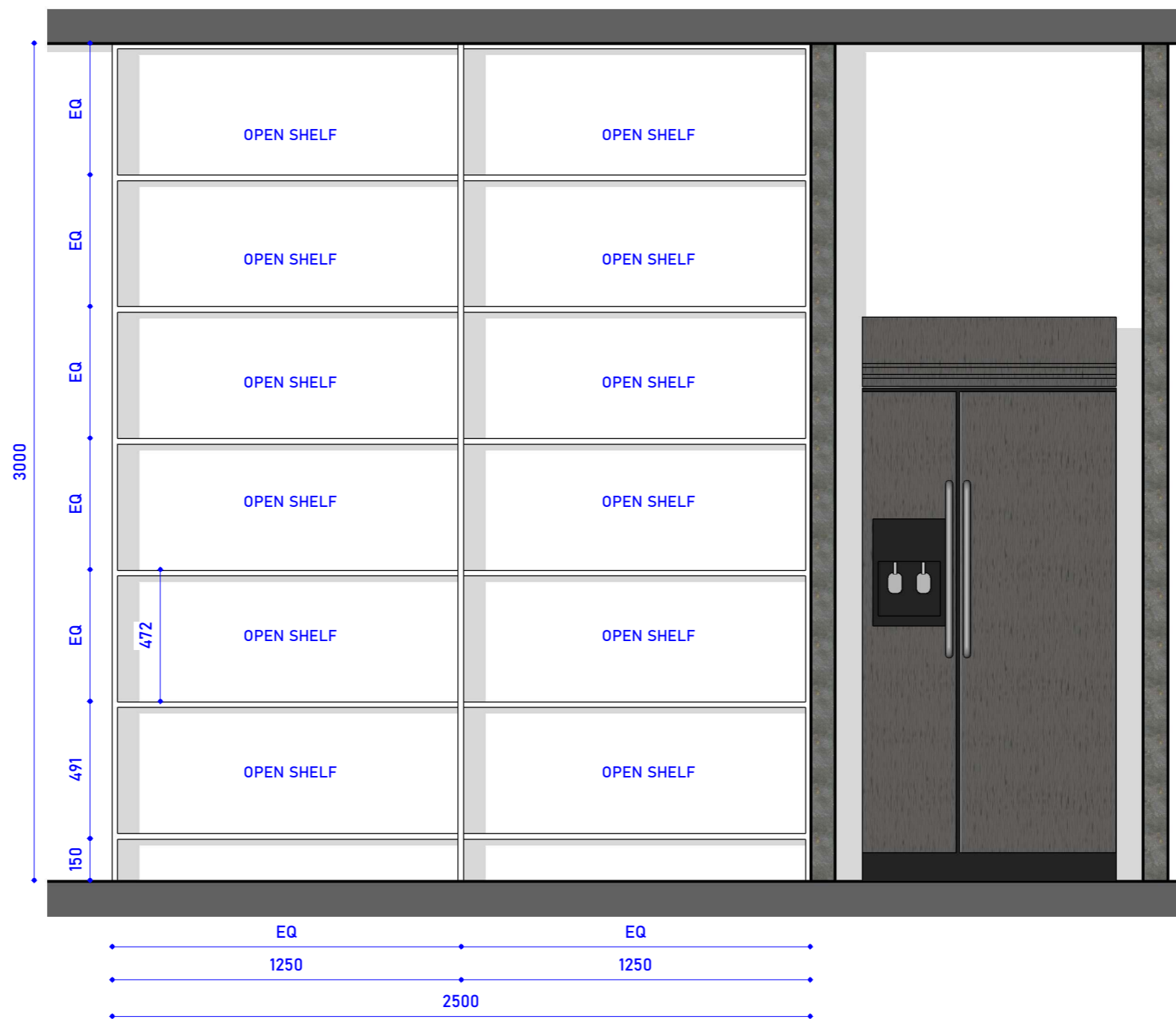
SIDE A ELEVATION  
SCALE - 1:20

REVISION NO.	DATE	REVISION SCHEDULE		TRUE NORTH	DESIGN BY	DRAWN BY	LOT ADDRESS
		DESCRIPTION	REVISED BY				
C00	01/10/2025	ISSUED FOR INITIAL DISCUSSION	GJ	C00	GJ	GJ	FAIRY MEADOW, NSW-2519
C01	24/12/2025	ISSUED FOR INITIAL DISCUSSION	GJ		1st CHECK	2nd CHECK	
C02	30/12/2025	ISSUED FOR INITIAL DISCUSSION	GJ		SB	PB	
				DWG No:	APPROVED BY	PB	CLIENT NAME:
				C00	DATE :	06/01/2026	
				PROJECT NO :	SCALE:	As indicated	
				NO. - 445	ISSUED FOR CONSTRUCTION		

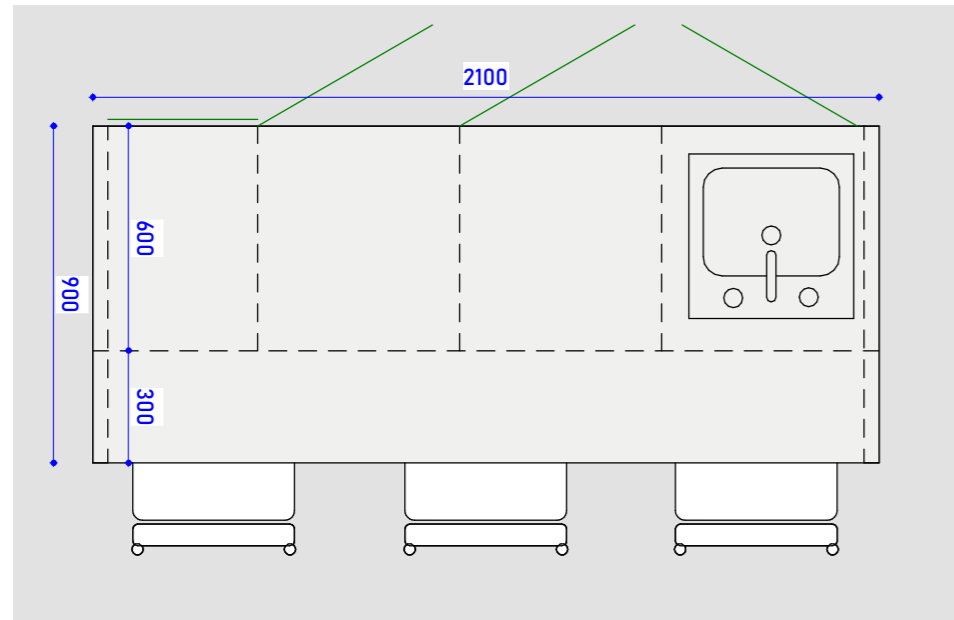


**SIDE B ELEVATION**

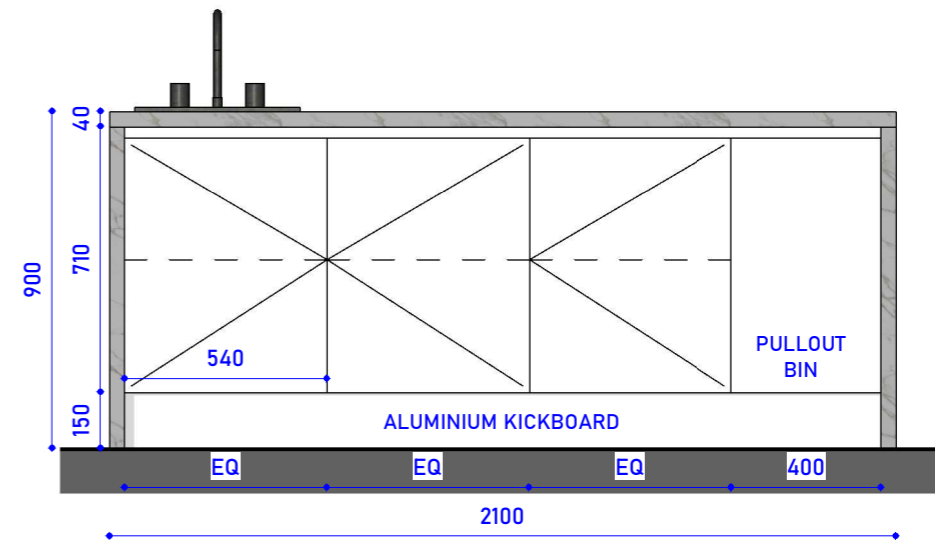
REVISION NO.	DATE	DESCRIPTION	REVISED BY	TRUE NORTH	DESIGN BY	DRAWN BY	LOT ADDRESS
					GJ	GJ	
C00	01/10/2025	ISSUED FOR INITIAL DISCUSSION	GJ	C01	1st CHECK	2nd CHECK	FAIRY MEADOW, NSW-2519
C01	24/12/2025	ISSUED FOR INITIAL DISCUSSION	GJ		SB	PB	
C02	30/12/2025	ISSUED FOR INITIAL DISCUSSION	GJ		DWG No:	APPROVED BY	
					DATE :	06/01/2026	CLIENT NAME:
				PROJECT NO :	SCALE:	1 : 20	
				NO. - 445	ISSUED FOR CONSTRUCTION		



	TITLE	REVISION SCHEDULE				TRUE NORTH	DESIGN BY	DRAWN BY	LOT ADDRESS
		REVISION NO.	DATE	DESCRIPTION	REVISED BY		GJ	GJ	
	<b>WALK-IN PANTRY</b>	C00	01/10/2025	ISSUED FOR INITIAL DISCUSSION	GJ		GJ	FAIRY MEADOW, NSW-2519	
		C01	24/12/2025	ISSUED FOR INITIAL DISCUSSION	GJ		1st CHECK		2nd CHECK
		C02	30/12/2025	ISSUED FOR INITIAL DISCUSSION	GJ		SB		PB
						DWG No:	APPROVED BY	PB	
						C03	DATE :	06/01/2026	CLIENT NAME:
						PROJECT NO :	SCALE:	1 : 20	
						NO. - 445	ISSUED FOR CONSTRUCTION		

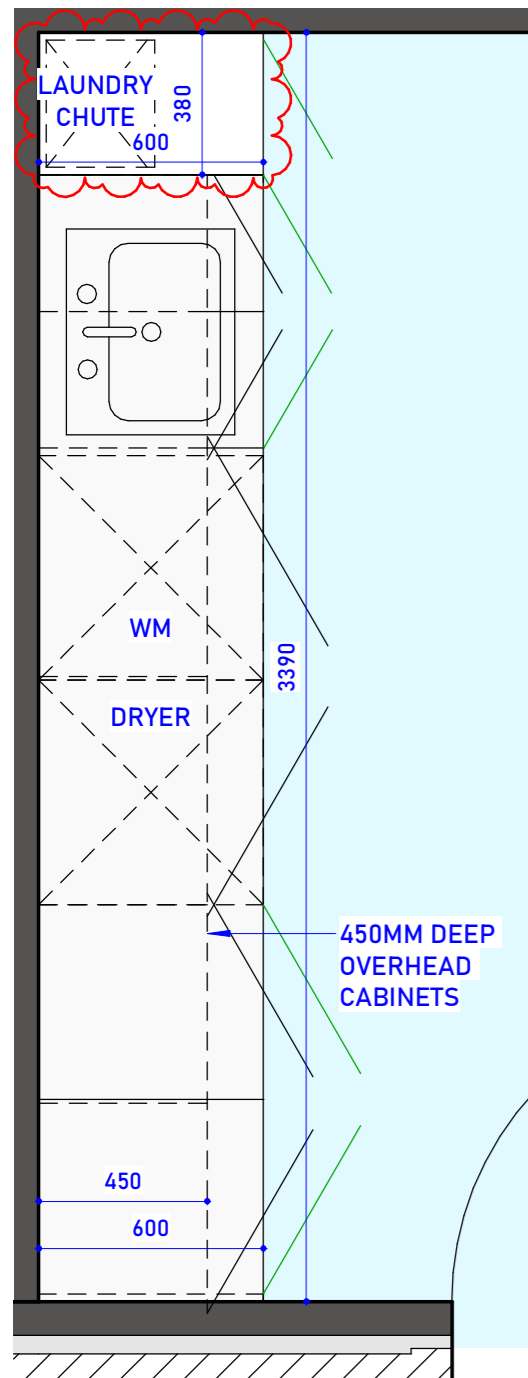


PLAN  
SCALE -1:50

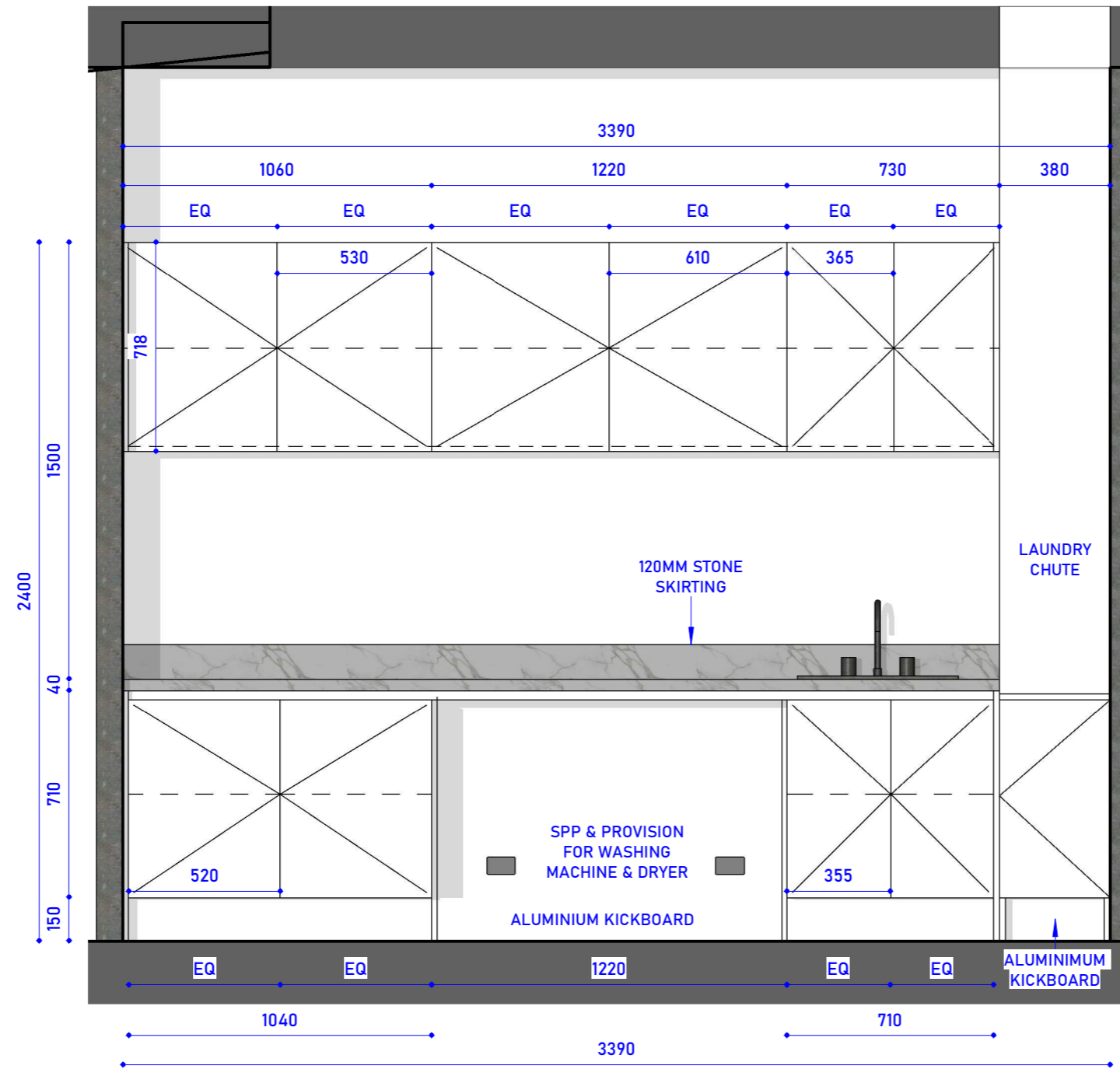


ELEVATION  
SCALE -1:20

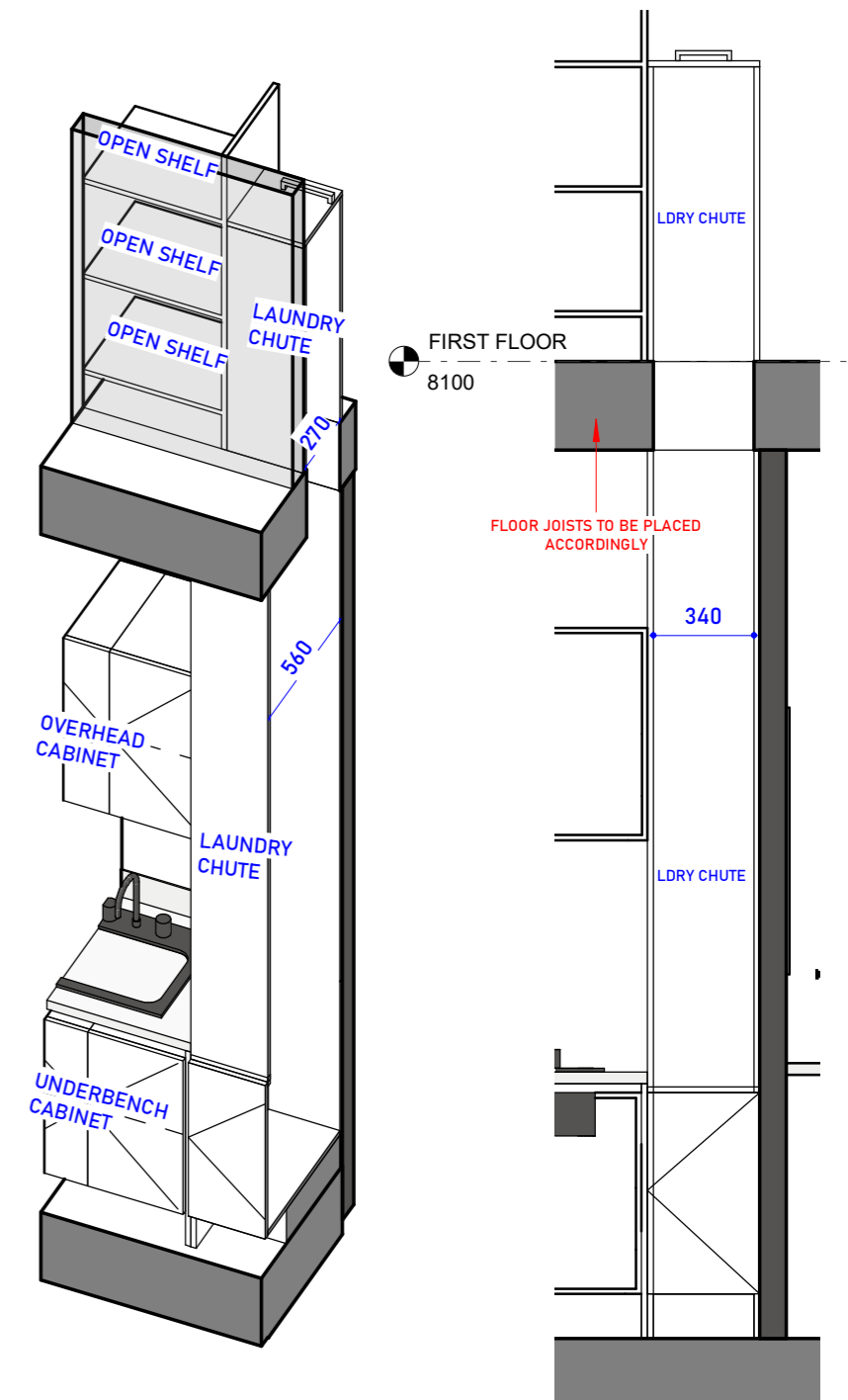
REVISION NO.	DATE	DESCRIPTION	REVISED BY	TRUE NORTH	DESIGN BY	DRAWN BY	LOT ADDRESS
					GJ	GJ	
C00	01/10/2025	ISSUED FOR INITIAL DISCUSSION	GJ	C04	1st CHECK	2nd CHECK	FAIRY MEADOW, NSW-2519
C01	24/12/2025	ISSUED FOR INITIAL DISCUSSION	GJ		SB	PB	
C02	30/12/2025	ISSUED FOR INITIAL DISCUSSION	GJ		APPROVED BY	PB	
				DWG No:	DATE : 06/01/2026		CLIENT NAME:
				PROJECT NO :	SCALE: 1 : 20		
				NO. - 445	ISSUED FOR CONSTRUCTION		



PLAN  
SCALE - 1:20

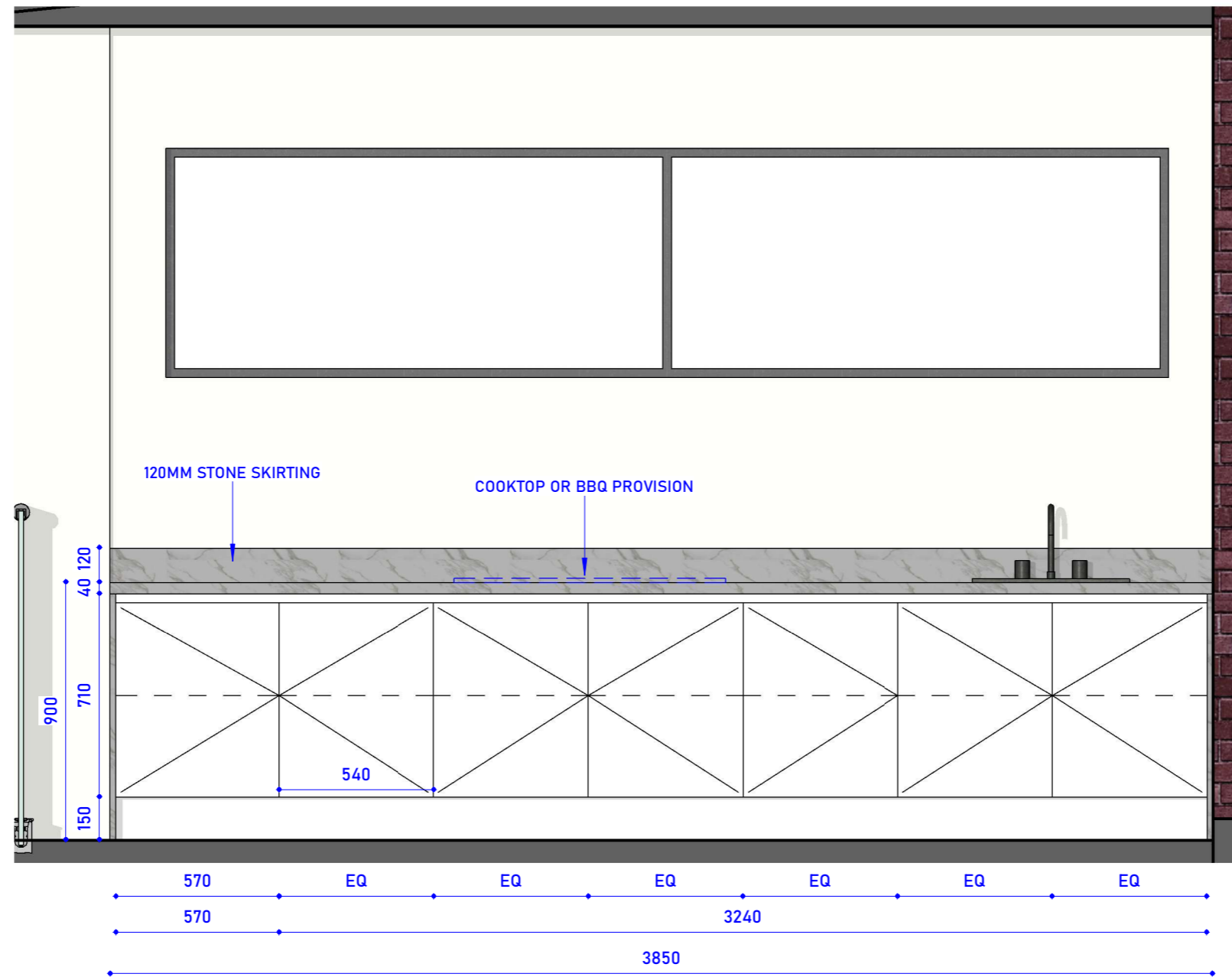


ELEVATION  
SCALE - 1:20

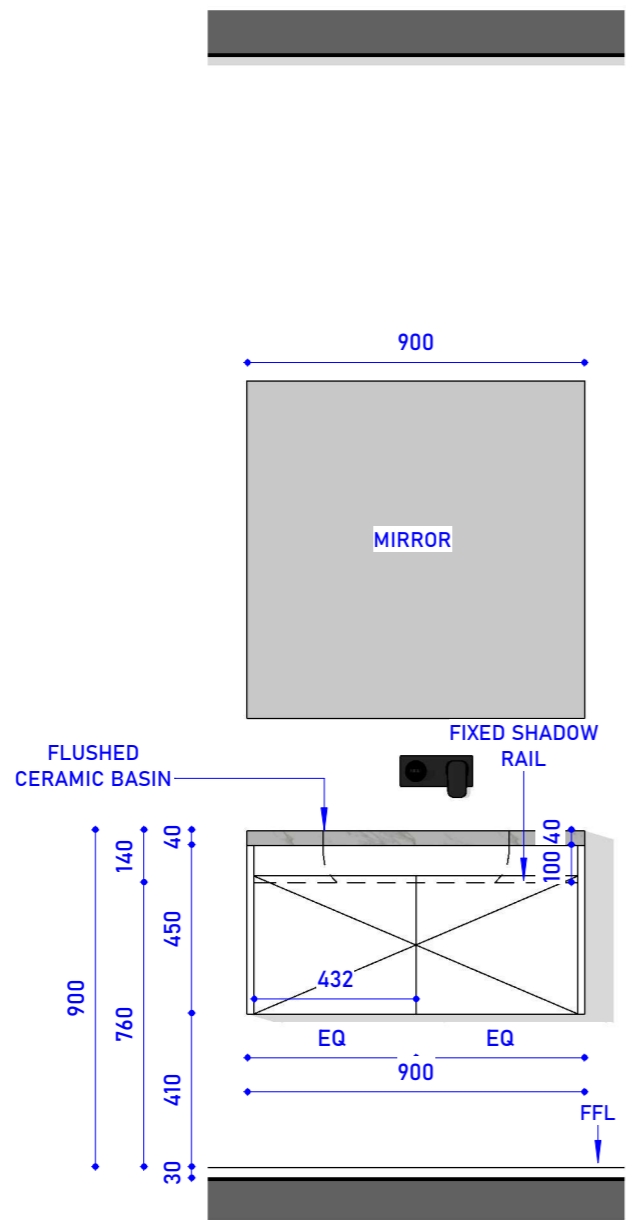


LAUNDRY CHUTE - 3D VIEW  
SCALE - 1:25

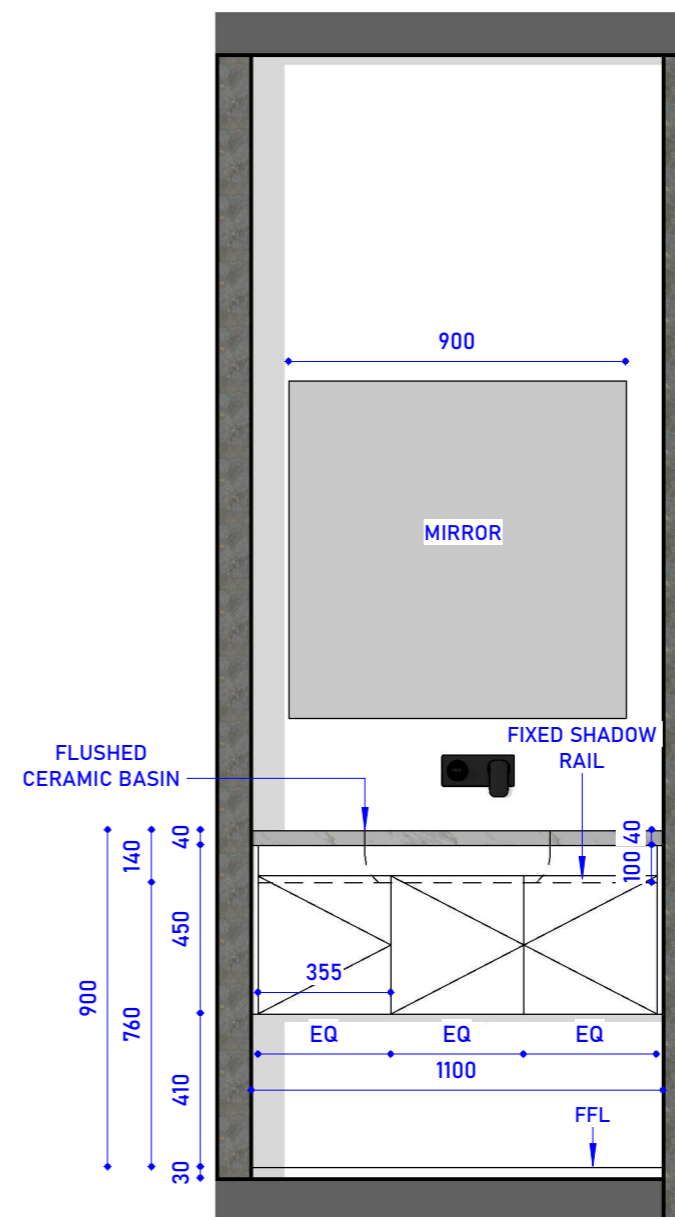
REVISION NO.	DATE	REVISION SCHEDULE		TRUE NORTH	DESIGN BY	DRAWN BY	LOT ADDRESS
		DESCRIPTION	REVISED BY				
C00	01/10/2025	ISSUED FOR INITIAL DISCUSSION	GJ	[North Arrow]	GJ	GJ	FAIRY MEADOW, NSW-2519
C01	24/12/2025	ISSUED FOR INITIAL DISCUSSION	GJ		1st CHECK	2nd CHECK	
C02	30/12/2025	ISSUED FOR INITIAL DISCUSSION	GJ		SB	PB	
				DWG No:	APPROVED BY	PB	CLIENT NAME:
				C05	DATE :	06/01/2026	
				PROJECT NO :	SCALE:	As indicated	
				NO. - 445	ISSUED FOR CONSTRUCTION		



REVISION NO.	DATE	DESCRIPTION	REVISED BY	TRUE NORTH	DESIGN BY	DRAWN BY	LOT ADDRESS
					GJ	GJ	
C00	01/10/2025	ISSUED FOR INITIAL DISCUSSION	GJ	C06	1st CHECK	2nd CHECK	FAIRY MEADOW, NSW-2519
C01	24/12/2025	ISSUED FOR INITIAL DISCUSSION	GJ		SB	PB	
C02	30/12/2025	ISSUED FOR INITIAL DISCUSSION	GJ		DWG No:	APPROVED BY	
					DATE :	06/01/2026	CLIENT NAME:
				PROJECT NO :	SCALE:	1 : 20	
				NO. - 445	ISSUED FOR CONSTRUCTION		



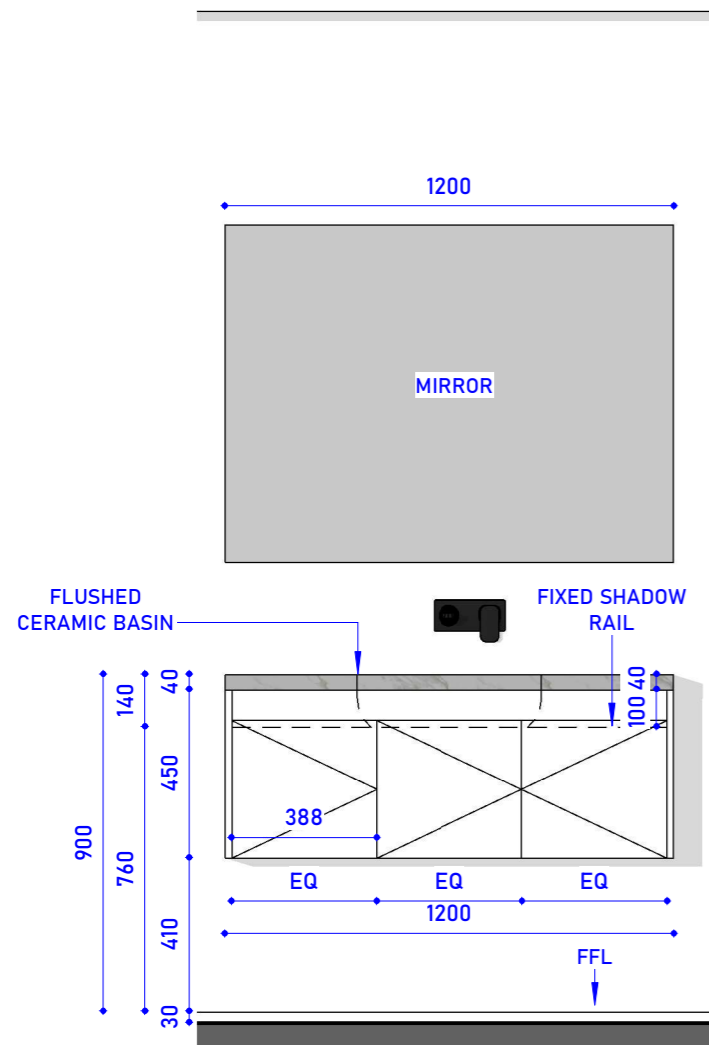
**GROUND FLOOR  
BATH**



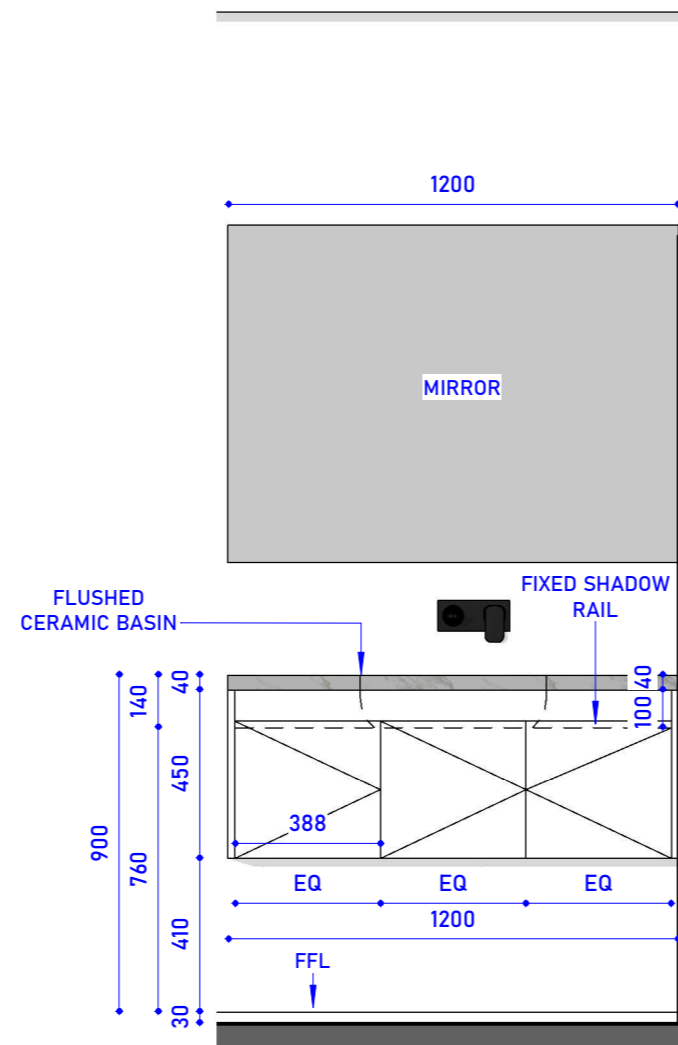
**GROUND FLOOR  
POWDER**

REVISION NO.	DATE	DESCRIPTION	REVISED BY	TRUE NORTH	DESIGN BY	DRAWN BY	LOT ADDRESS
					GJ	GJ	
C00	01/10/2025	ISSUED FOR INITIAL DISCUSSION	GJ	C07	1st CHECK	2nd CHECK	FAIRY MEADOW, NSW-2519
C01	24/12/2025	ISSUED FOR INITIAL DISCUSSION	GJ		SB	PB	
C02	30/12/2025	ISSUED FOR INITIAL DISCUSSION	GJ		DWG No:	APPROVED BY	
				PROJECT NO :	DATE :	06/01/2026	CLIENT NAME:
				NO. - 445	SCALE:	1 : 20	
				ISSUED FOR CONSTRUCTION			

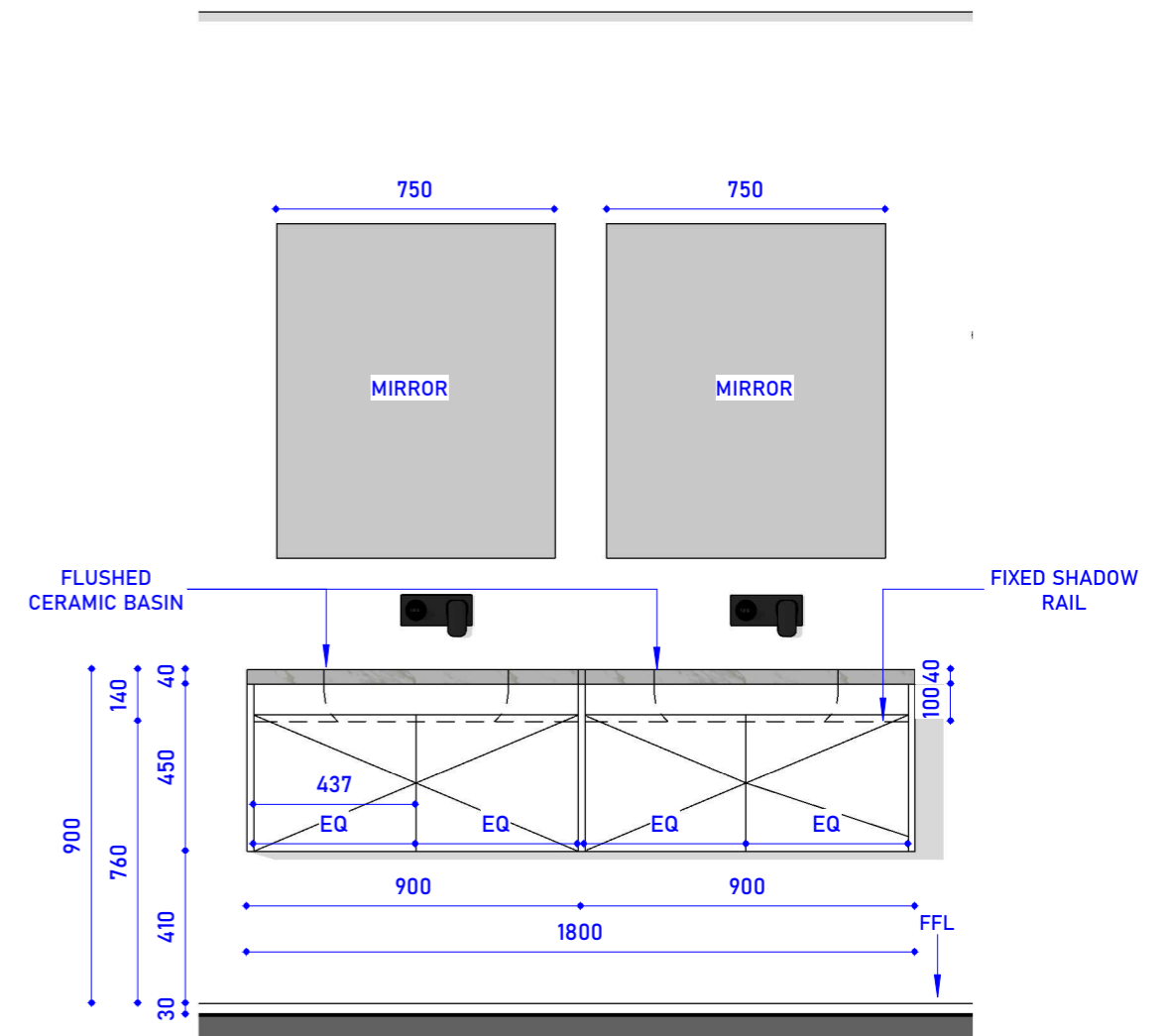
**TITLE**  
  
**VANITIES**



BED 2 ENS

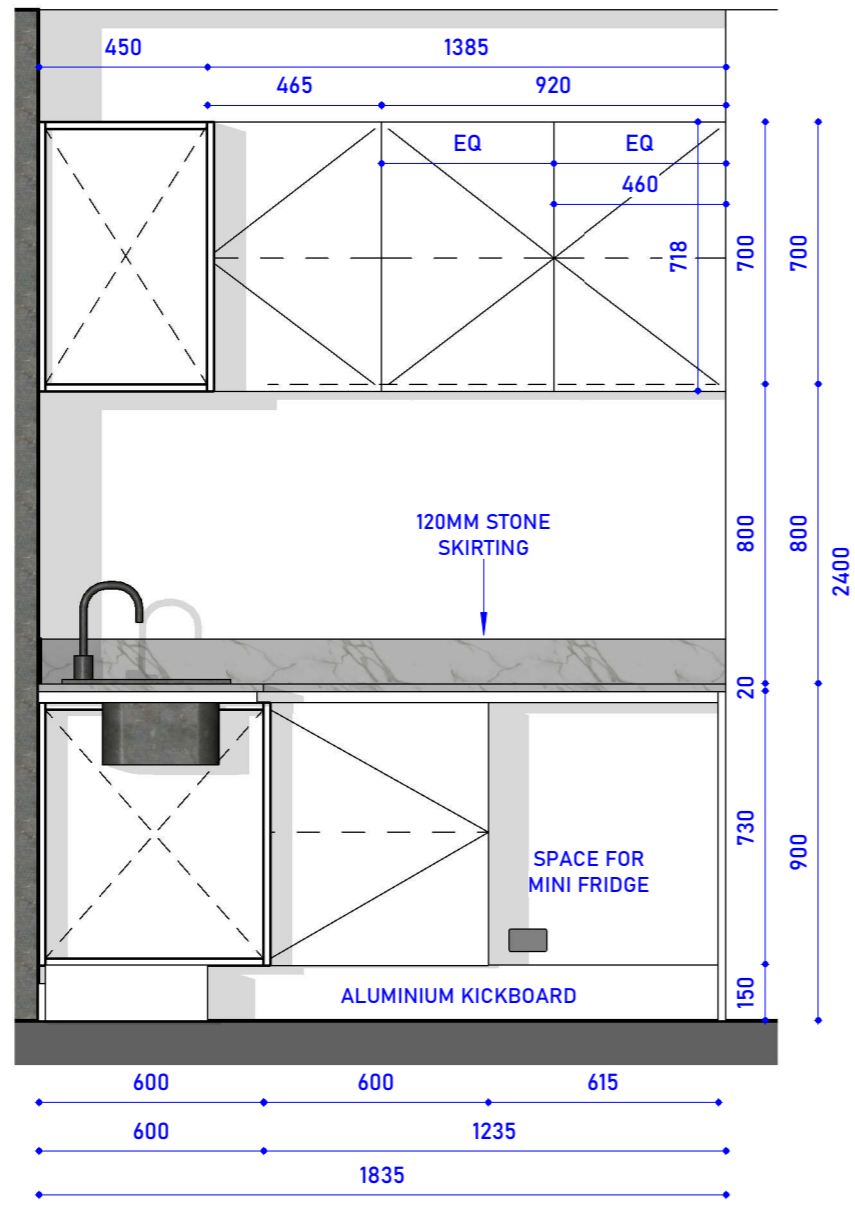


FIRST FLOOR BATH

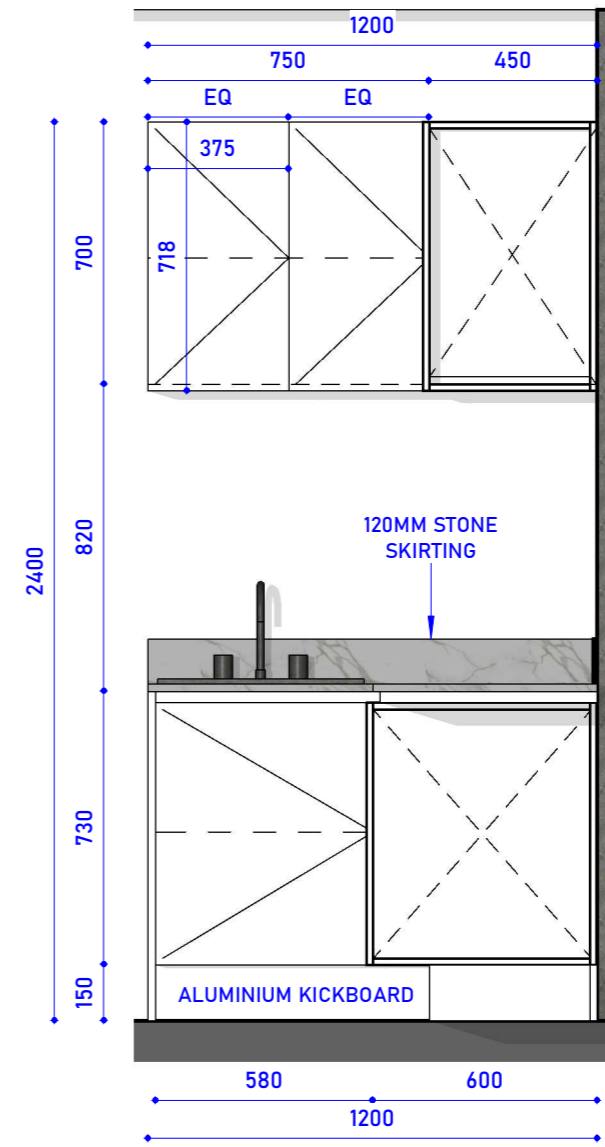


MASTER BED ENS

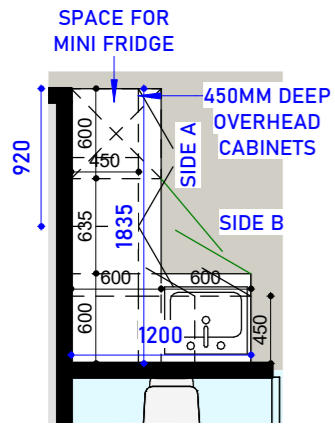
REVISION NO.	DATE	DESCRIPTION	REVISED BY	TRUE NORTH	DESIGN BY	DRAWN BY	LOT ADDRESS			
								TITLE		
<b>VANITIES</b>					GJ	GJ	FAIRY MEADOW, NSW-2519			
				C00	01/10/2025	ISSUED FOR INITIAL DISCUSSION		GJ	1st CHECK	2nd CHECK
				C01	24/12/2025	ISSUED FOR INITIAL DISCUSSION		GJ	SB	PB
				C02	30/12/2025	ISSUED FOR INITIAL DISCUSSION	GJ	DWG No:	APPROVED BY	PB
								C08	DATE :	06/01/2026
				PROJECT NO :	SCALE:	1 : 20				
				NO. - 445	ISSUED FOR CONSTRUCTION					



**SIDE A ELEVATION  
SCALE - 1:20**

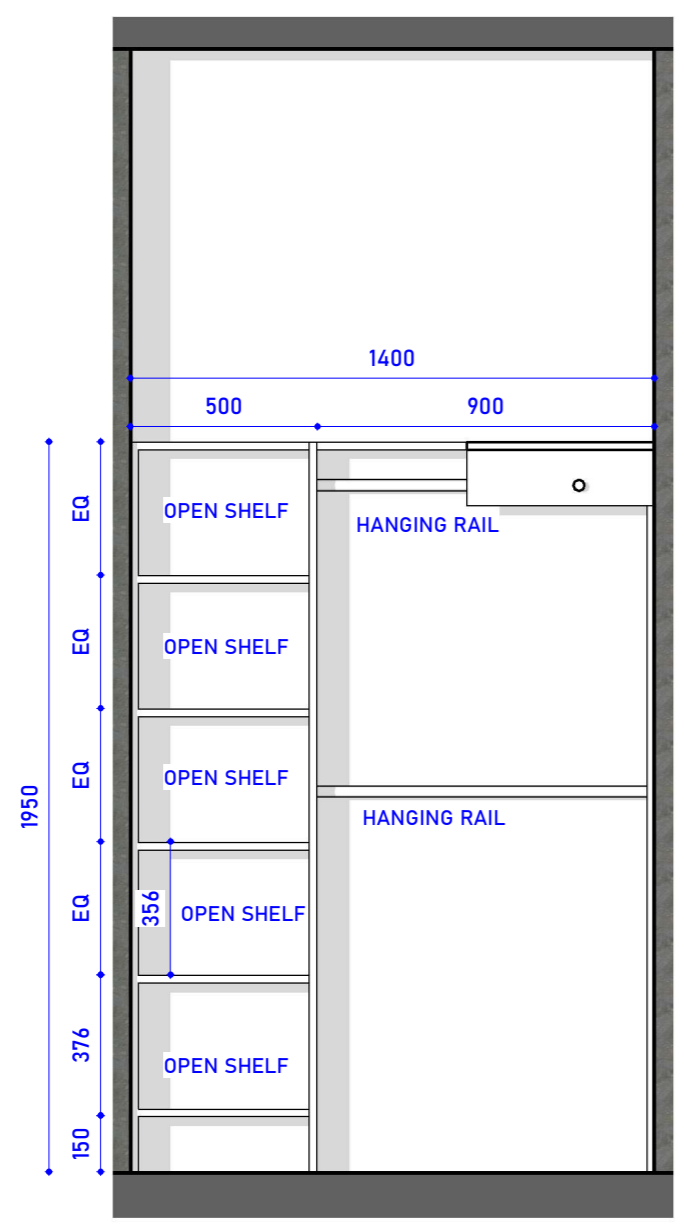


**SIDE B ELEVATION  
SCALE - 1:20**

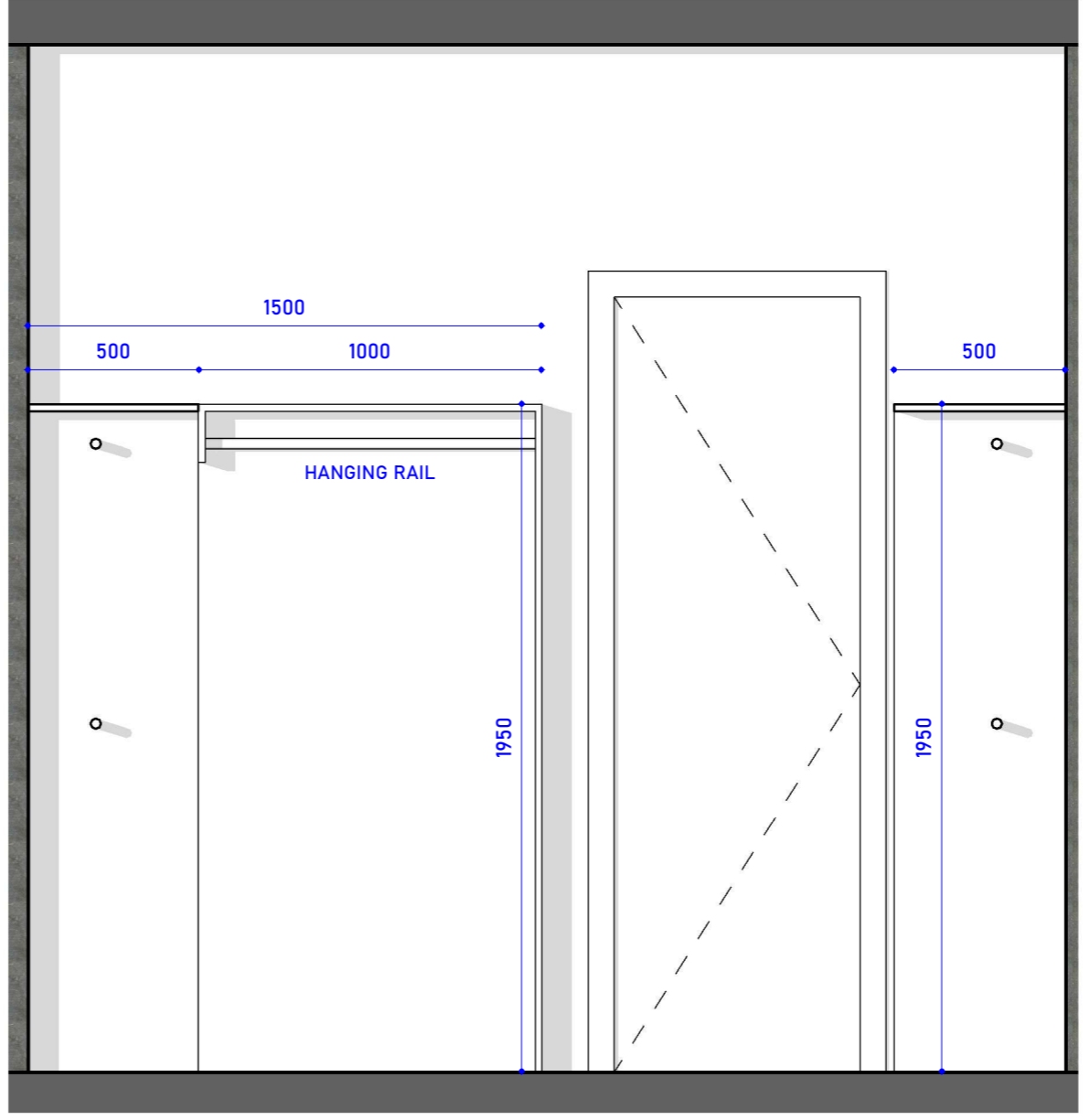


**KEY PLAN  
SCALE - 1:50**

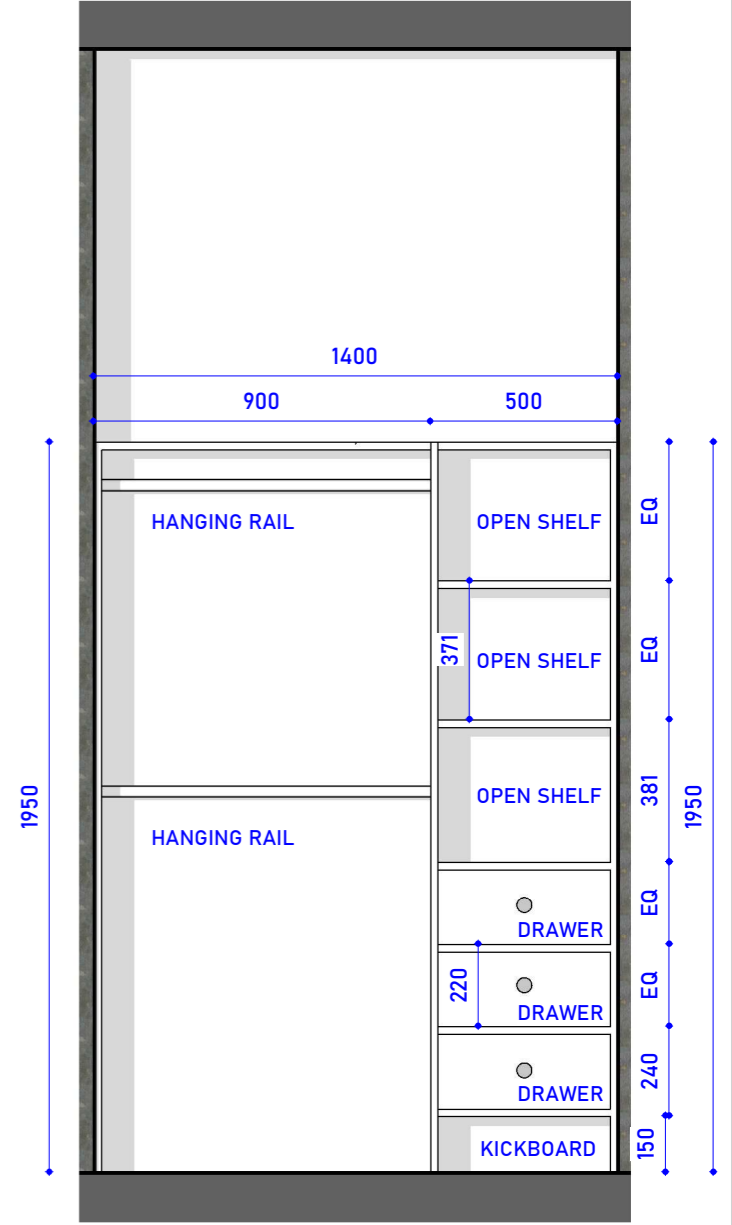
REVISION NO.	DATE	REVISION SCHEDULE		TRUE NORTH	DESIGN BY	DRAWN BY	LOT ADDRESS
		DESCRIPTION	REVISED BY				
C00	01/10/2025	ISSUED FOR INITIAL DISCUSSION	GJ	C09	GJ	GJ	FAIRY MEADOW, NSW-2519
C01	24/12/2025	ISSUED FOR INITIAL DISCUSSION	GJ		1st CHECK	2nd CHECK	
C02	30/12/2025	ISSUED FOR INITIAL DISCUSSION	GJ		SB	PB	
				DWG No:	APPROVED BY	PB	CLIENT NAME:
				PROJECT NO:	DATE :	06/01/2026	
				NO. - 445	SCALE: As indicated	ISSUED FOR CONSTRUCTION	



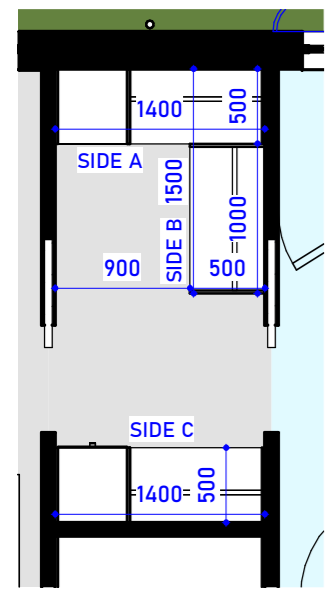
**SIDE A ELEVATION**  
SCALE -1:20



**SIDE B ELEVATION**  
SCALE -1:20



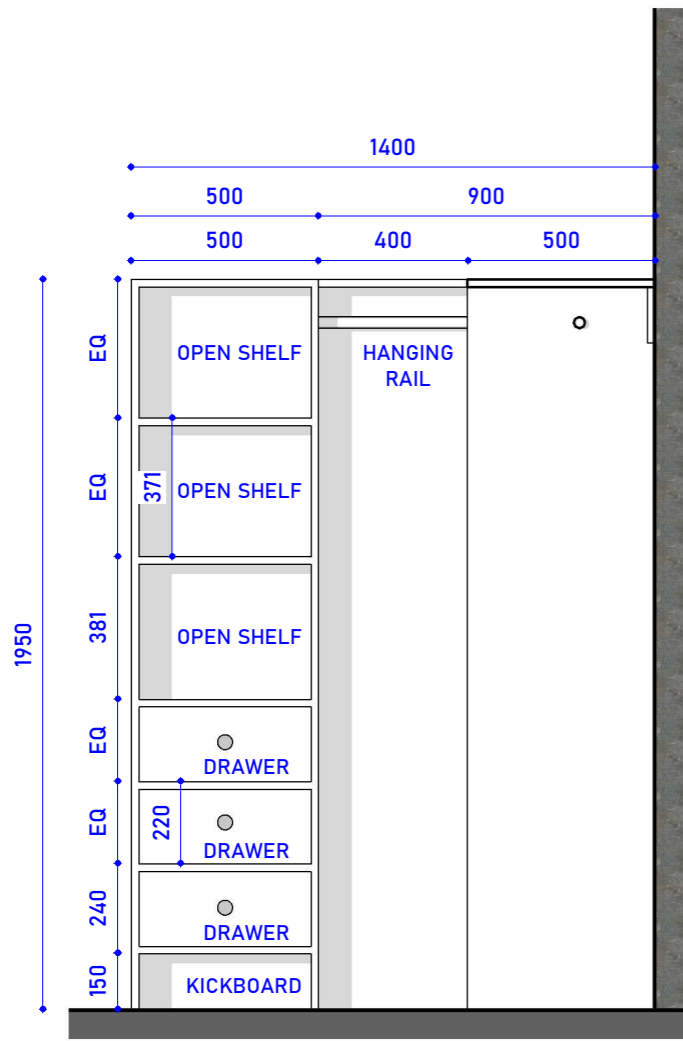
**SIDE C ELEVATION**  
SCALE -1:20



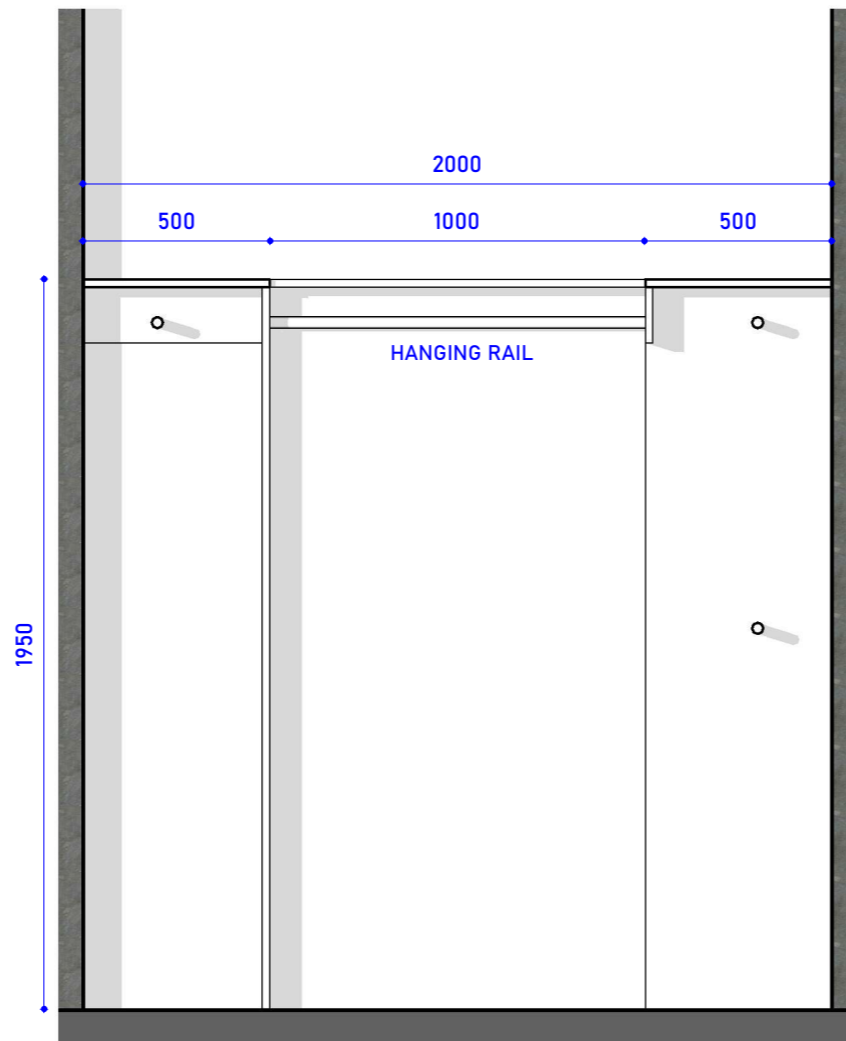
**KEY PLAN**  
SCALE - 1:50

REVISION NO.	DATE	REVISION SCHEDULE		TRUE NORTH	DESIGN BY	DRAWN BY	LOT ADDRESS
		DESCRIPTION	REVISED BY				
C00	01/10/2025	ISSUED FOR INITIAL DISCUSSION	GJ	C10	GJ	GJ	FAIRY MEADOW, NSW-2519
C01	24/12/2025	ISSUED FOR INITIAL DISCUSSION	GJ		1st CHECK	2nd CHECK	
C02	30/12/2025	ISSUED FOR INITIAL DISCUSSION	GJ		SB	PB	
				DWG No:	APPROVED BY	PB	CLIENT NAME:
				PROJECT NO:	DATE :	06/01/2026	
				NO. - 445	SCALE: As indicated	ISSUED FOR CONSTRUCTION	

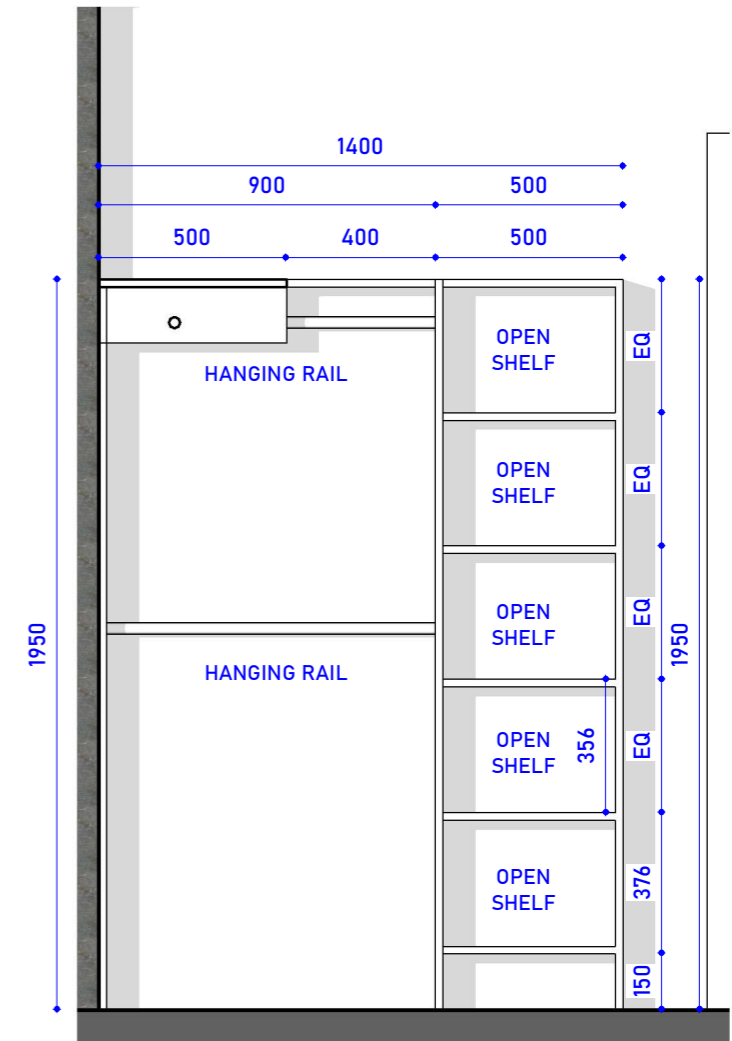
**TITLE**  
**BED 1 WIR**



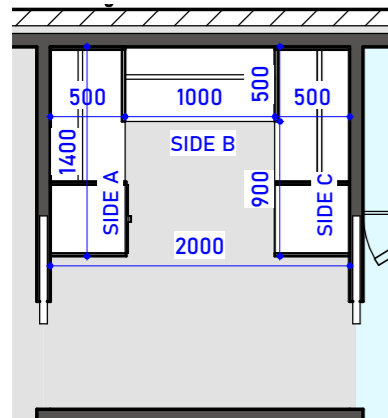
**SIDE A ELEVATION**  
SCALE - 1:20



**SIDE B ELEVATION**  
SCALE - 1:20



**SIDE C ELEVATION**  
SCALE - 1:20



**KEYPLAN**  
SCALE - 1:50


**TITLE**

**BED 2 WIR**

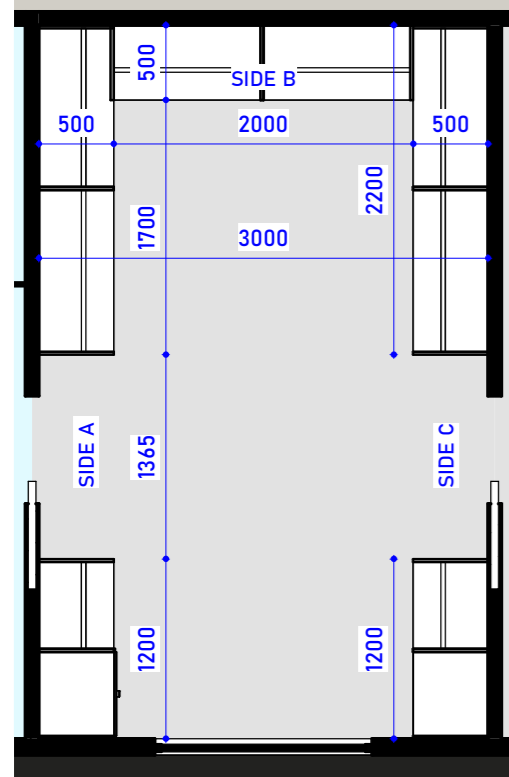
**REVISION SCHEDULE**

REVISION NO.	DATE	DESCRIPTION	REVISED BY
C00	01/10/2025	ISSUED FOR INITIAL DISCUSSION	GJ
C01	24/12/2025	ISSUED FOR INITIAL DISCUSSION	GJ
C02	30/12/2025	ISSUED FOR INITIAL DISCUSSION	GJ

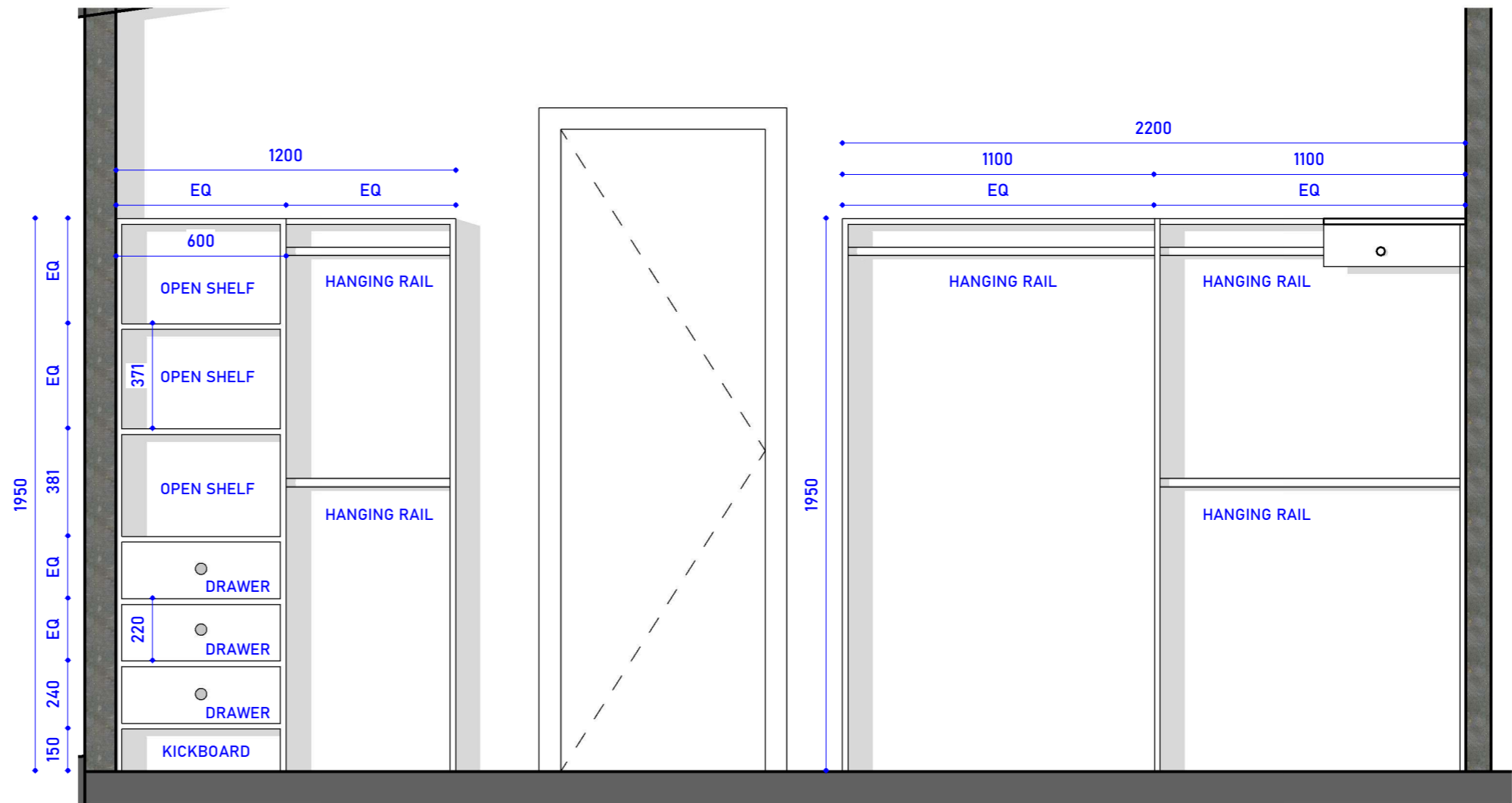
TRUE NORTH	DESIGN BY	DRAWN BY	LOT ADDRESS
	GJ	GJ	
	1st CHECK	2nd CHECK	FAIRY MEADOW, NSW-2519
	SB	PB	
DWG No:	APPROVED BY	PB	
C11	DATE :	06/01/2026	CLIENT NAME:
PROJECT NO :	SCALE:	As indicated	
NO. - 445	ISSUED FOR CONSTRUCTION		



	TITLE	REVISION SCHEDULE				TRUE NORTH	DESIGN BY	DRAWN BY	LOT ADDRESS
		REVISION NO.	DATE	DESCRIPTION	REVISED BY		GJ	GJ	
	<b>BED 3 WIR</b>	C00	01/10/2025	ISSUED FOR INITIAL DISCUSSION	GJ		GJ	FAIRY MEADOW, NSW-2519	
		C01	24/12/2025	ISSUED FOR INITIAL DISCUSSION	GJ		1st CHECK		2nd CHECK
		C02	30/12/2025	ISSUED FOR INITIAL DISCUSSION	GJ		SB		PB
						DWG No:	APPROVED BY	PB	
						C12	DATE :	06/01/2026	CLIENT NAME:
						PROJECT NO :	SCALE:	1 : 20	
						NO. - 445	ISSUED FOR CONSTRUCTION		




KEY PLAN  
SCALE - 1:50

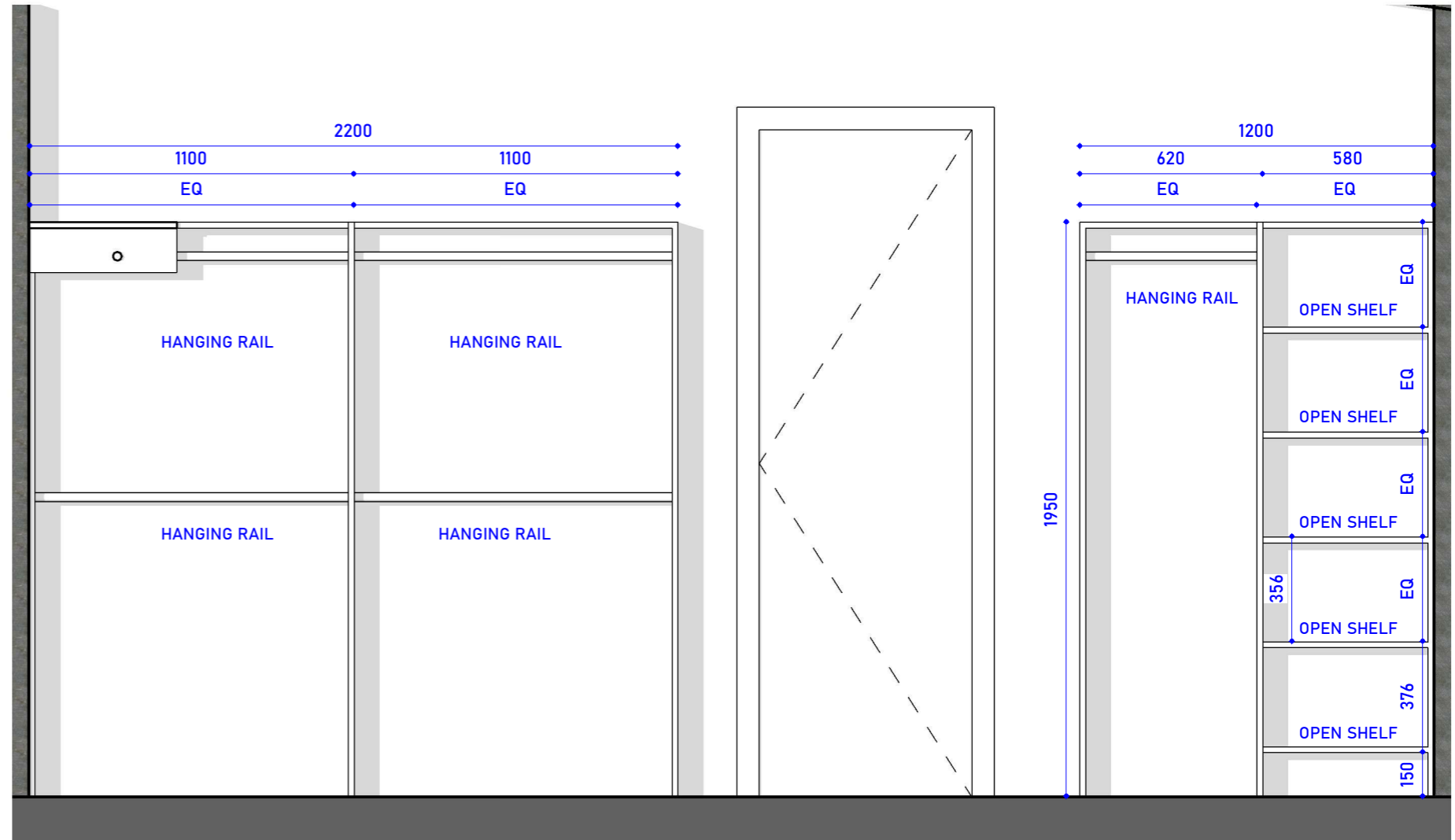


SIDE A ELEVATION  
SCALE -1:20

	TITLE	REVISION SCHEDULE				TRUE NORTH	DESIGN BY	DRAWN BY	LOT ADDRESS
		REVISION NO.	DATE	DESCRIPTION	REVISED BY				
	<b>MASTER BED WIR</b>	C00	01/10/2025	ISSUED FOR INITIAL DISCUSSION	GJ		GJ	GJ	FAIRY MEADOW, NSW-2519
		C01	24/12/2025	ISSUED FOR INITIAL DISCUSSION	GJ		1st CHECK	2nd CHECK	
							SB	PB	
						DWG No:	APPROVED BY	PB	
						C13	DATE :	06/01/2026	CLIENT NAME:
					PROJECT NO :	SCALE:	As indicated		
					NO. - 445	ISSUED FOR CONSTRUCTION			

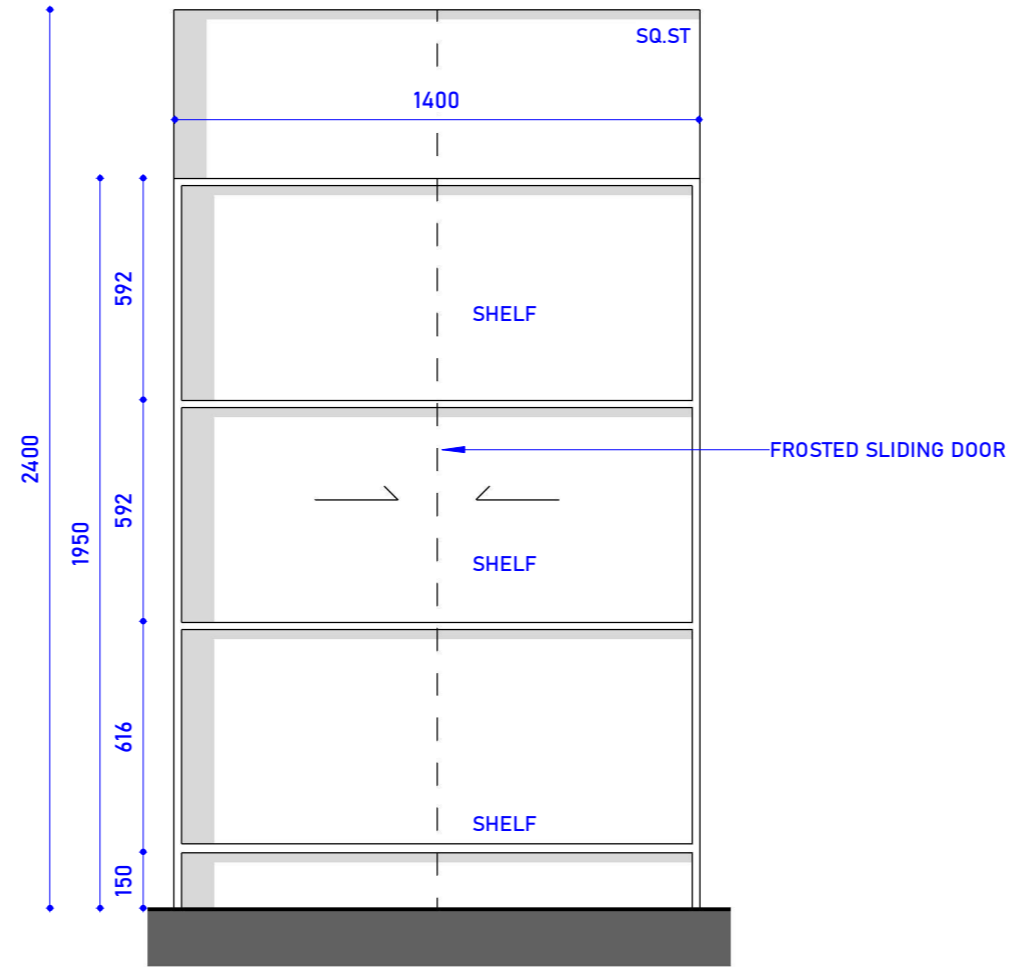


SIDE B ELEVATION

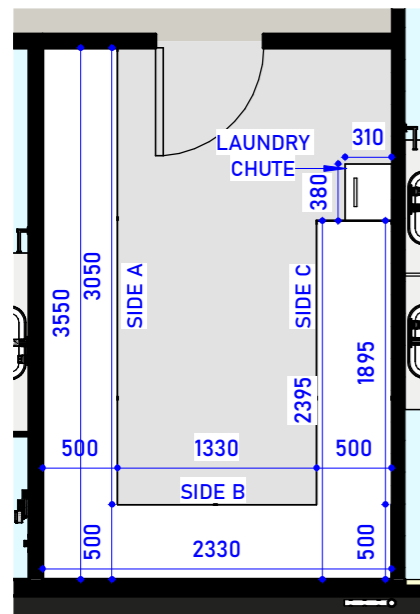


SIDE C ELEVATION


	TITLE	REVISION SCHEDULE				TRUE NORTH	DESIGN BY	DRAWN BY	LOT ADDRESS
		REVISION NO.	DATE	DESCRIPTION	REVISED BY				
	<b>MASTERBED WIR</b>	C00	01/10/2025	ISSUED FOR INITIAL DISCUSSION	GJ		GJ	GJ	FAIRY MEADOW, NSW-2519
		C01	24/12/2025	ISSUED FOR INITIAL DISCUSSION	GJ		1st CHECK	2nd CHECK	
							SB	PB	
						DWG No:	APPROVED BY	PB	CLIENT NAME:
						C14	DATE :	06/01/2026	
				PROJECT NO :	SCALE:	1 : 20			
				NO. - 445	ISSUED FOR CONSTRUCTION				



	TITLE	REVISION SCHEDULE				TRUE NORTH	DESIGN BY	DRAWN BY	LOT ADDRESS
		REVISION NO.	DATE	DESCRIPTION	REVISED BY		GJ	GJ	
	<b>GROUND FLOOR LINEN</b>	C00	01/10/2025	ISSUED FOR INITIAL DISCUSSION	GJ		GJ	GJ	FAIRY MEADOW, NSW-2519
		C01	24/12/2025	ISSUED FOR INITIAL DISCUSSION	GJ		1st CHECK	2nd CHECK	
		C02	30/12/2025	ISSUED FOR INITIAL DISCUSSION	GJ		SB	PB	
						DWG No:	APPROVED BY	PB	CLIENT NAME:
						C15	DATE :	06/01/2026	
				PROJECT NO :	SCALE:	1 : 20			
				NO. - 445	ISSUED FOR CONSTRUCTION				



**KEYPLAN  
SCALE - 1:50**



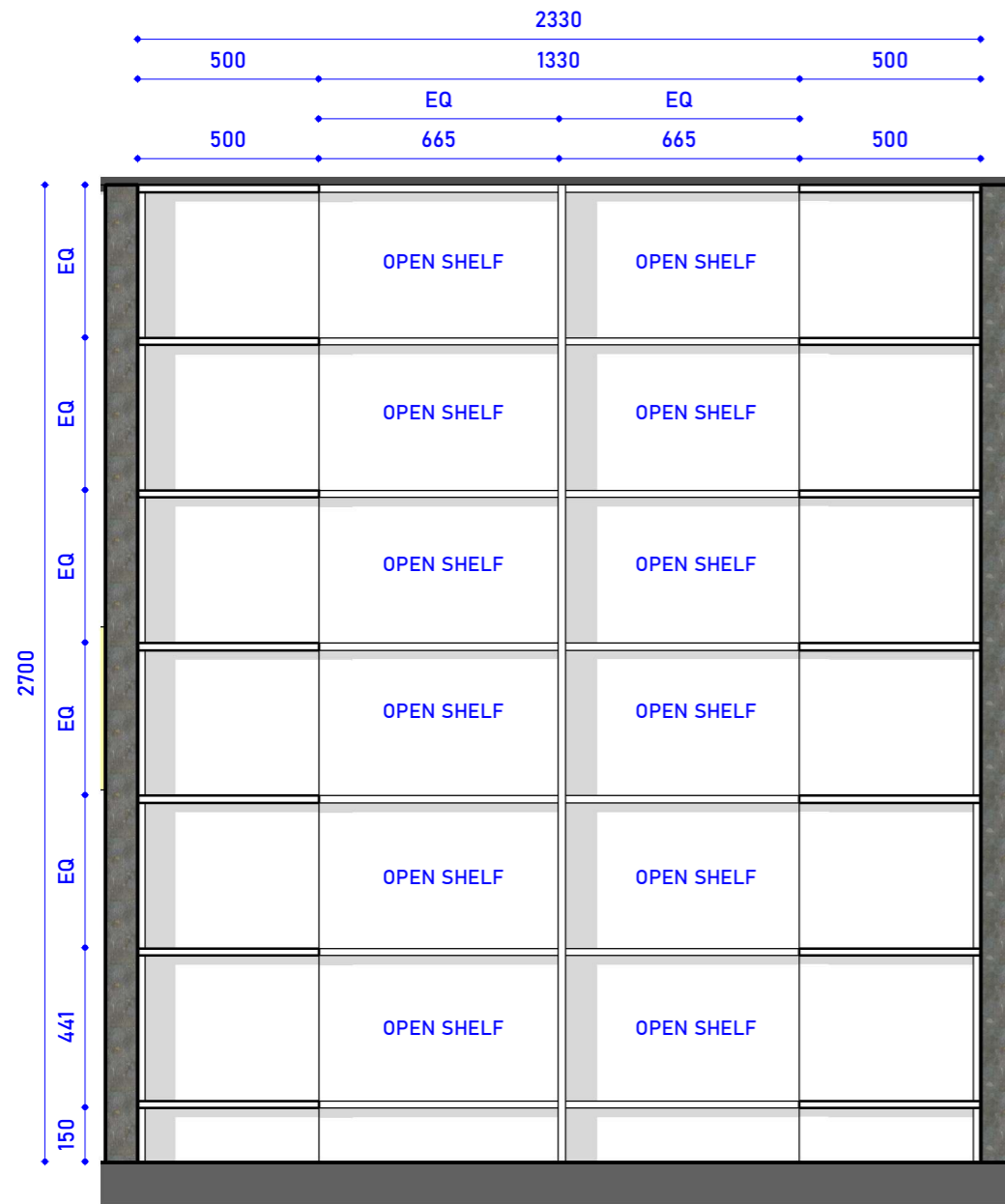
**SIDE A ELEVATION  
SCALE - 1:20**

**TITLE**  
**WALK-IN LINEN**

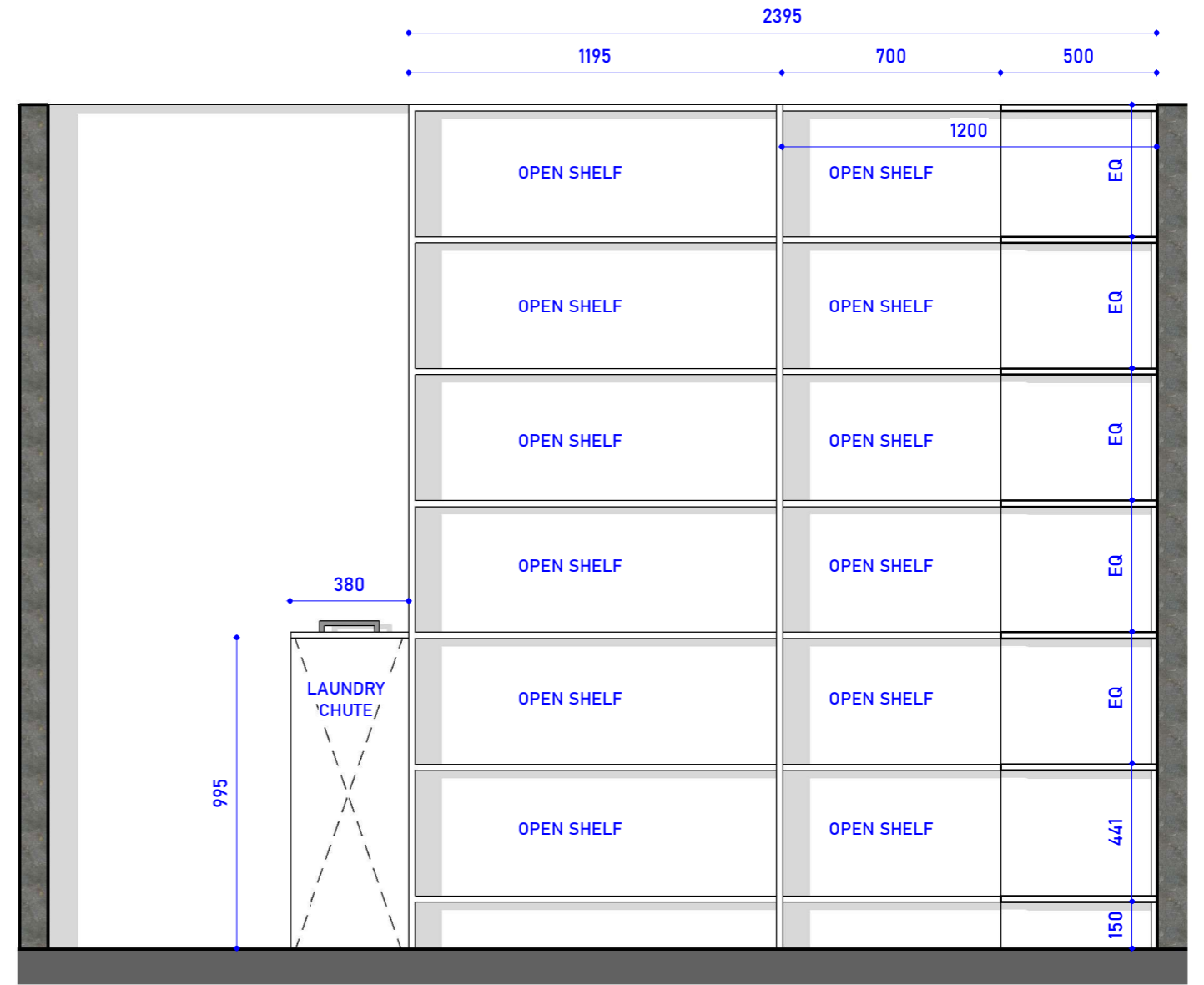
**REVISION SCHEDULE**

REVISION NO.	DATE	DESCRIPTION	REVISED BY
C00	01/10/2025	ISSUED FOR INITIAL DISCUSSION	GJ
C01	24/12/2025	ISSUED FOR INITIAL DISCUSSION	GJ
C02	30/12/2025	ISSUED FOR INITIAL DISCUSSION	GJ

TRUE NORTH	DESIGN BY	DRAWN BY	LOT ADDRESS
	GJ	GJ	
	1st CHECK	2nd CHECK	FAIRY MEADOW, NSW-2519
	SB	PB	
DWG No:	APPROVED BY	PB	
C16	DATE :	06/01/2026	CLIENT NAME:
PROJECT NO :	SCALE:	As indicated	
NO. - 445	ISSUED FOR CONSTRUCTION		

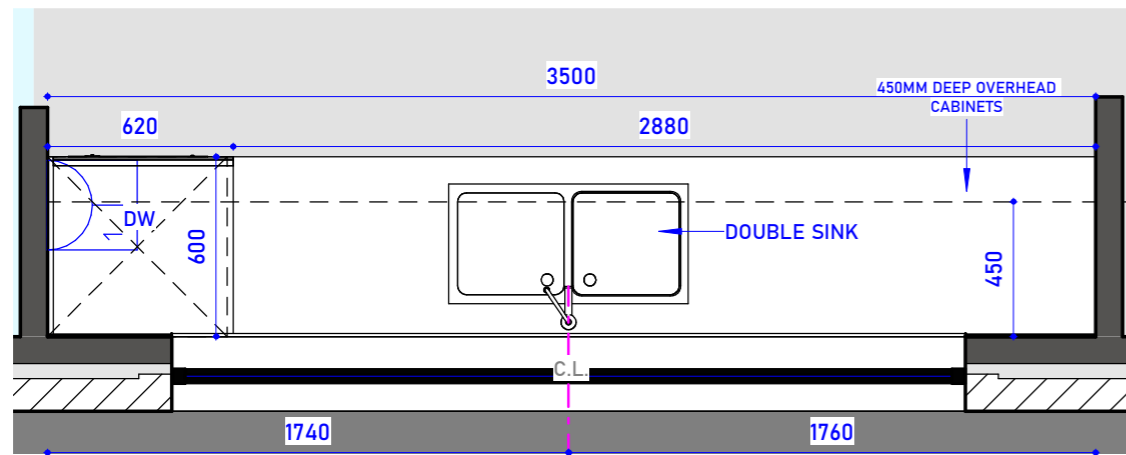


SIDE B ELEVATION

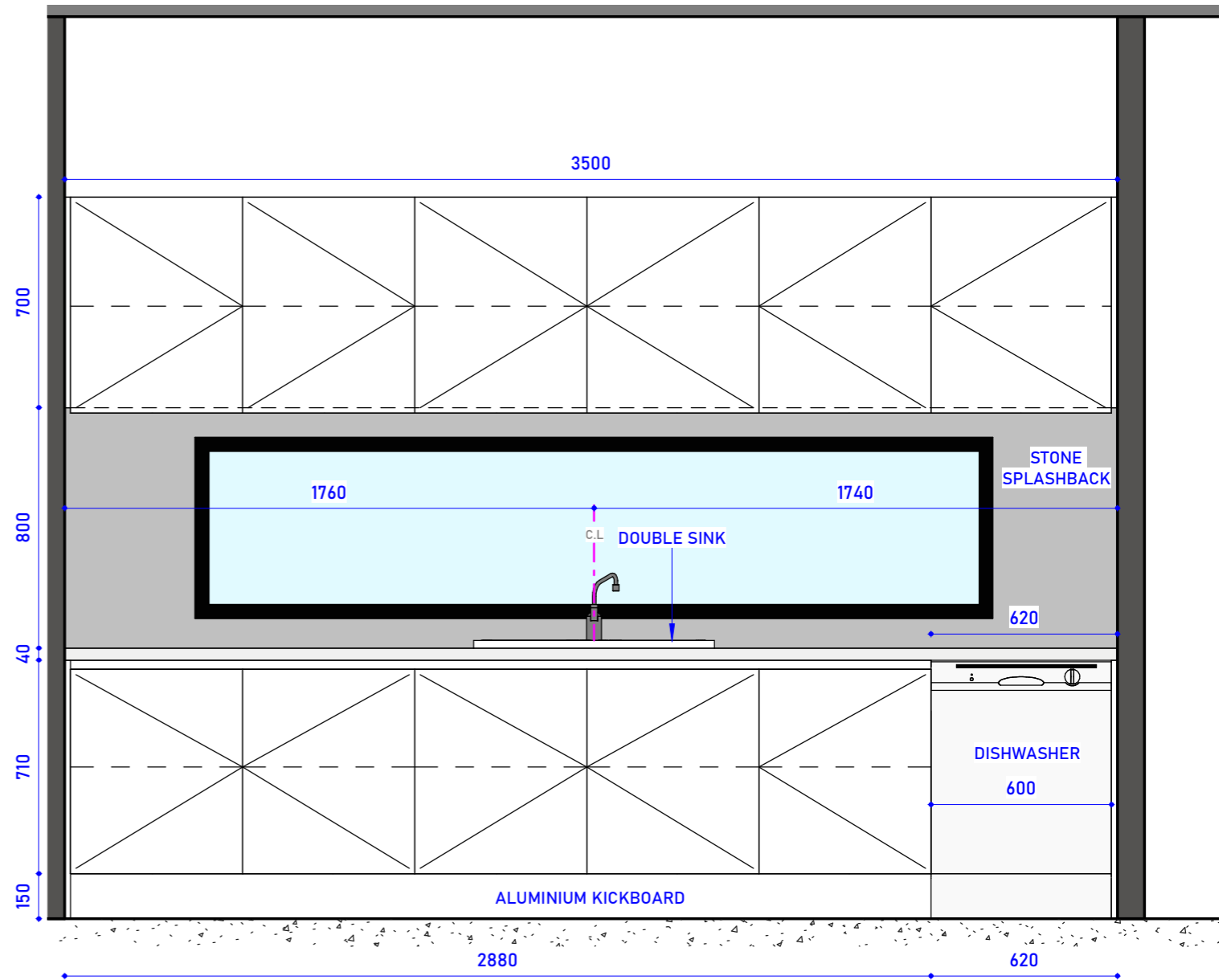


SIDE C ELEVATION

	TITLE	REVISION SCHEDULE				TRUE NORTH	DESIGN BY	DRAWN BY	LOT ADDRESS
		REVISION NO.	DATE	DESCRIPTION	REVISED BY				
	<b>WALK-IN LINEN</b>	C00	01/10/2025	ISSUED FOR INITIAL DISCUSSION	GJ		GJ	FAIRY MEADOW, NSW-2519	
		C01	24/12/2025	ISSUED FOR INITIAL DISCUSSION	GJ		1st CHECK		2nd CHECK
		C02	30/12/2025	ISSUED FOR INITIAL DISCUSSION	GJ		SB		PB
						DWG No:	APPROVED BY	PB	
						C17	DATE :	06/01/2026	CLIENT NAME:
						PROJECT NO :	SCALE:	1 : 20	
					NO. - 445	ISSUED FOR CONSTRUCTION			

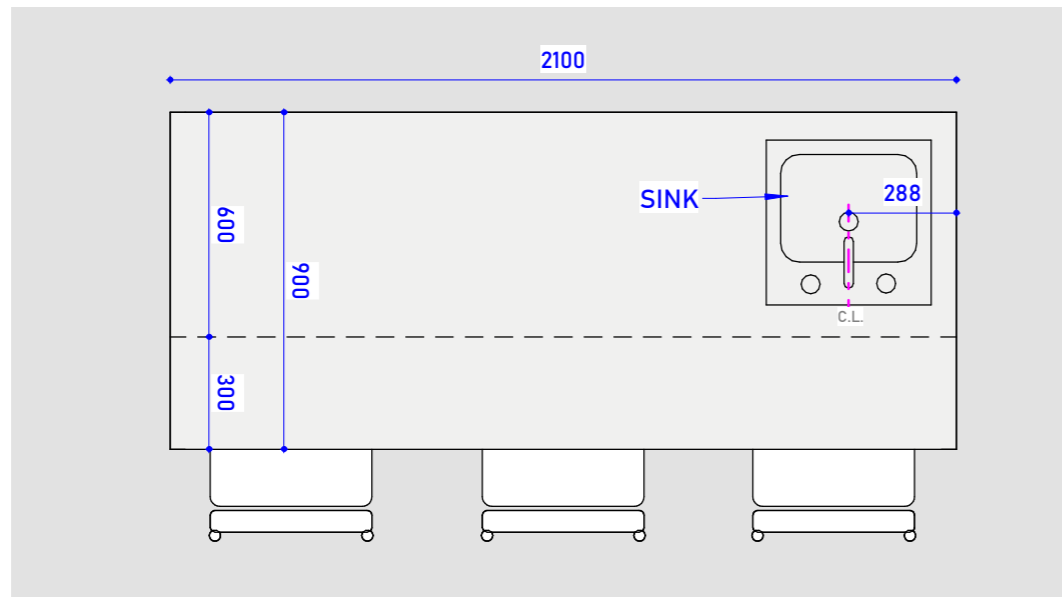


**KEYPLAN**  
SCALE : 1 : 25

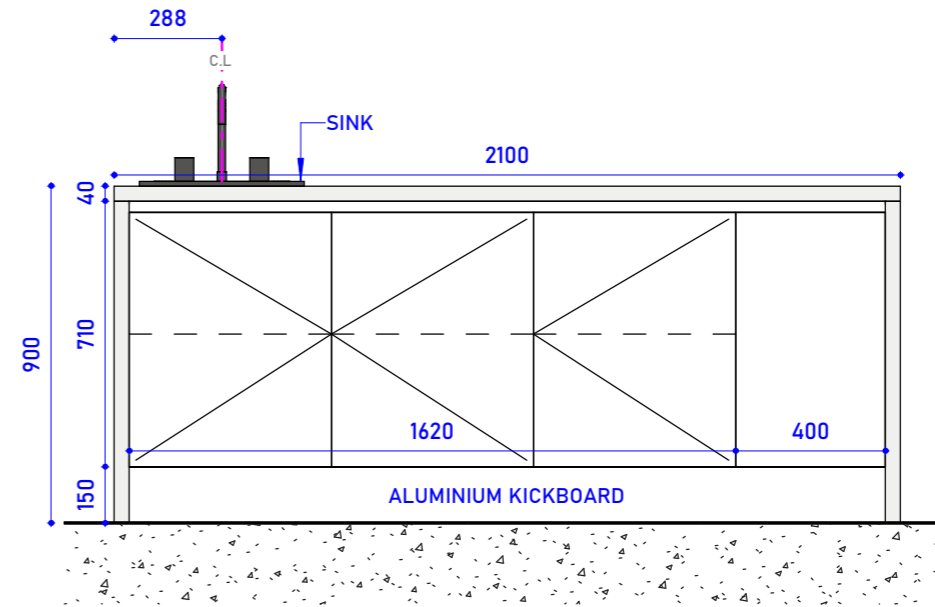


**ELEVATION**  
SCALE : 1 : 20

REVISION NO.	DATE	DESCRIPTION	REVISED BY	TRUE NORTH	DESIGN BY	DRAWN BY	LOT ADDRESS
P00	07/10/2025	ISSUED FOR INITIAL DISCUSSION	GJ		GJ	GJ	FAIRY MEADOW, NSW-2519
P01	26/12/2025	ISSUED FOR INITIAL DISCUSSION	GJ		1st CHECK	2nd CHECK	
					SB	PB	
				DWG No:	APPROVED BY	PB	CLIENT NAME:
				P01	DATE :	06/01/2026	
				PROJECT NO :	SCALE:	As indicated	
				NO. - 445	ISSUED FOR CONSTRUCTION		

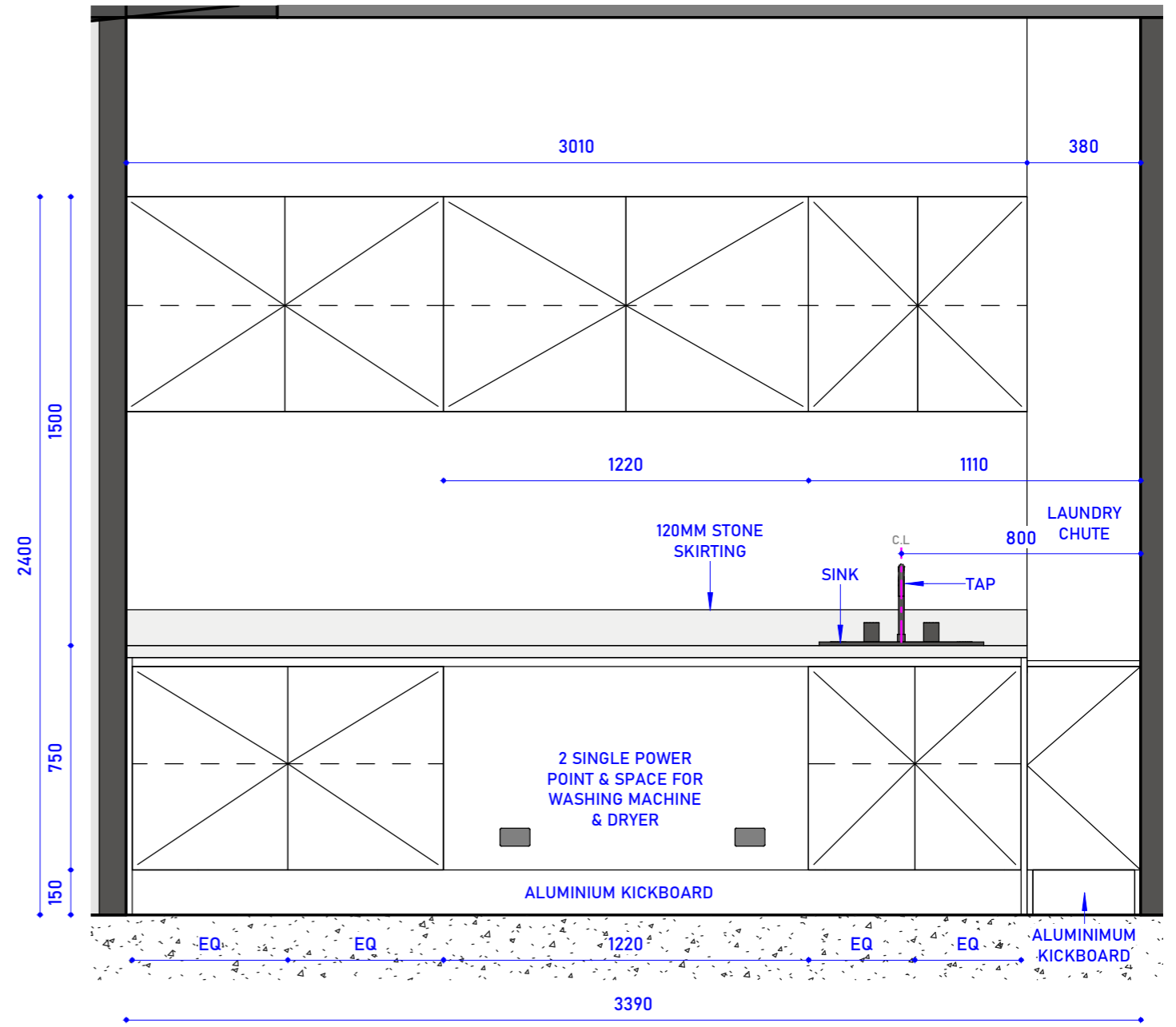
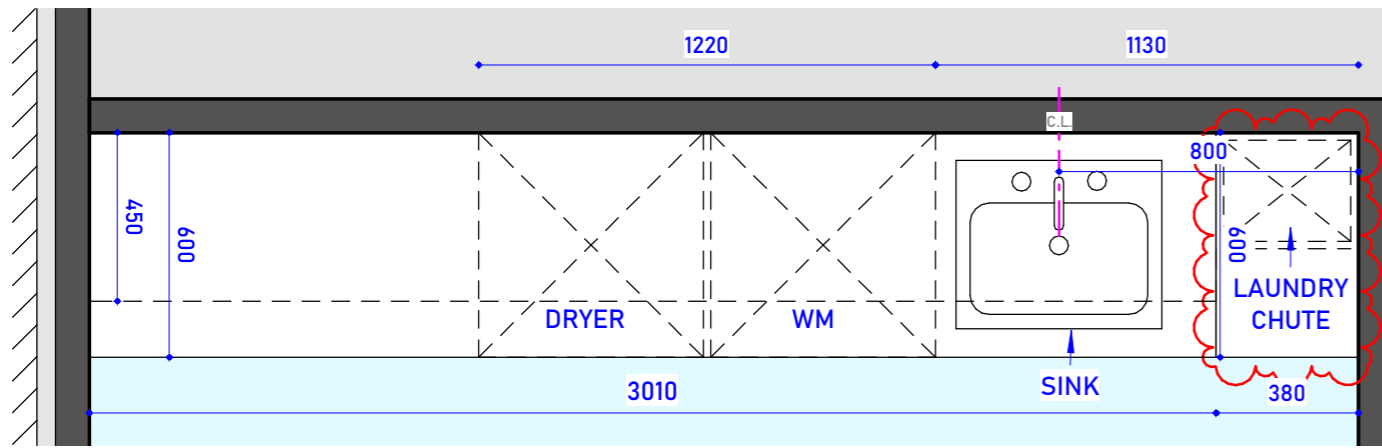


KEYPLAN



ELEVATION

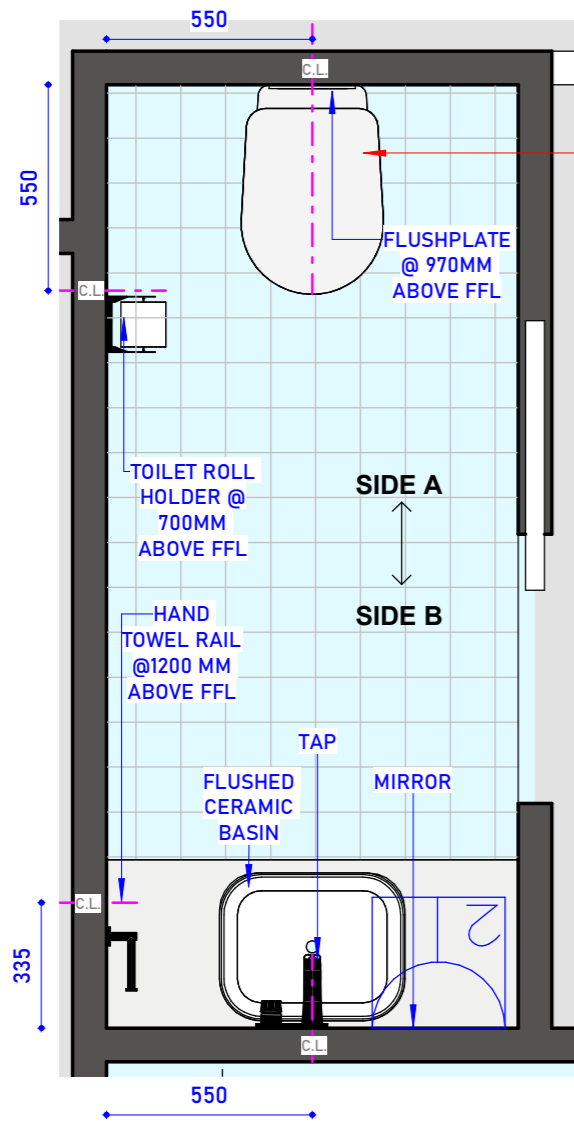
	TITLE	REVISION SCHEDULE				TRUE NORTH	DESIGN BY	DRAWN BY	LOT ADDRESS
		REVISION NO.	DATE	DESCRIPTION	REVISED BY				
	<b>KITCHEN ISLAND</b>	P00	07/10/2025	ISSUED FOR INITIAL DISCUSSION	GJ		GJ	FAIRY MEADOW, NSW-2519	
		P01	26/12/2025	ISSUED FOR INITIAL DISCUSSION	GJ		1st CHECK		2nd CHECK
							SB		PB
						DWG No:	APPROVED BY	PB	
						P02	DATE :	06/01/2026	CLIENT NAME:
					PROJECT NO :	SCALE:	1 : 20		
					NO. - 445	ISSUED FOR CONSTRUCTION			



KEYPLAN

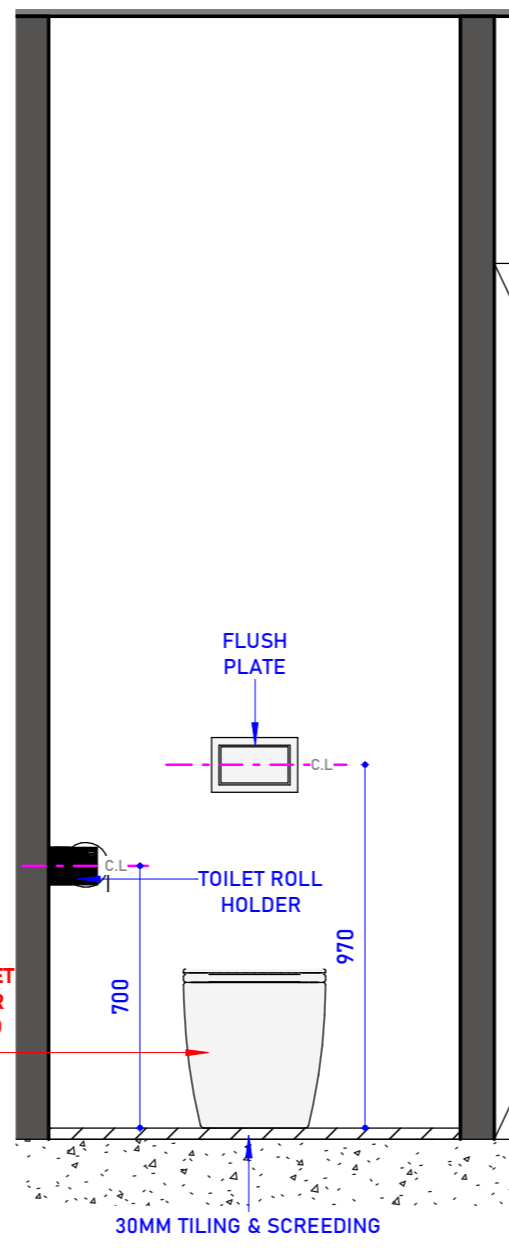
ELEVATION

REVISION NO.	DATE	DESCRIPTION	REVISED BY	TRUE NORTH	DESIGN BY	DRAWN BY	LOT ADDRESS
					GJ	GJ	
P00	07/10/2025	ISSUED FOR INITIAL DISCUSSION	GJ		1st CHECK	2nd CHECK	FAIRY MEADOW, NSW-2519
P01	26/12/2025	ISSUED FOR INITIAL DISCUSSION	GJ		SB	PB	
				DWG No:	APPROVED BY	PB	CLIENT NAME:
				P03	DATE :	06/01/2026	
				PROJECT NO :	SCALE:	1 : 20	
				NO. - 445	ISSUED FOR CONSTRUCTION		



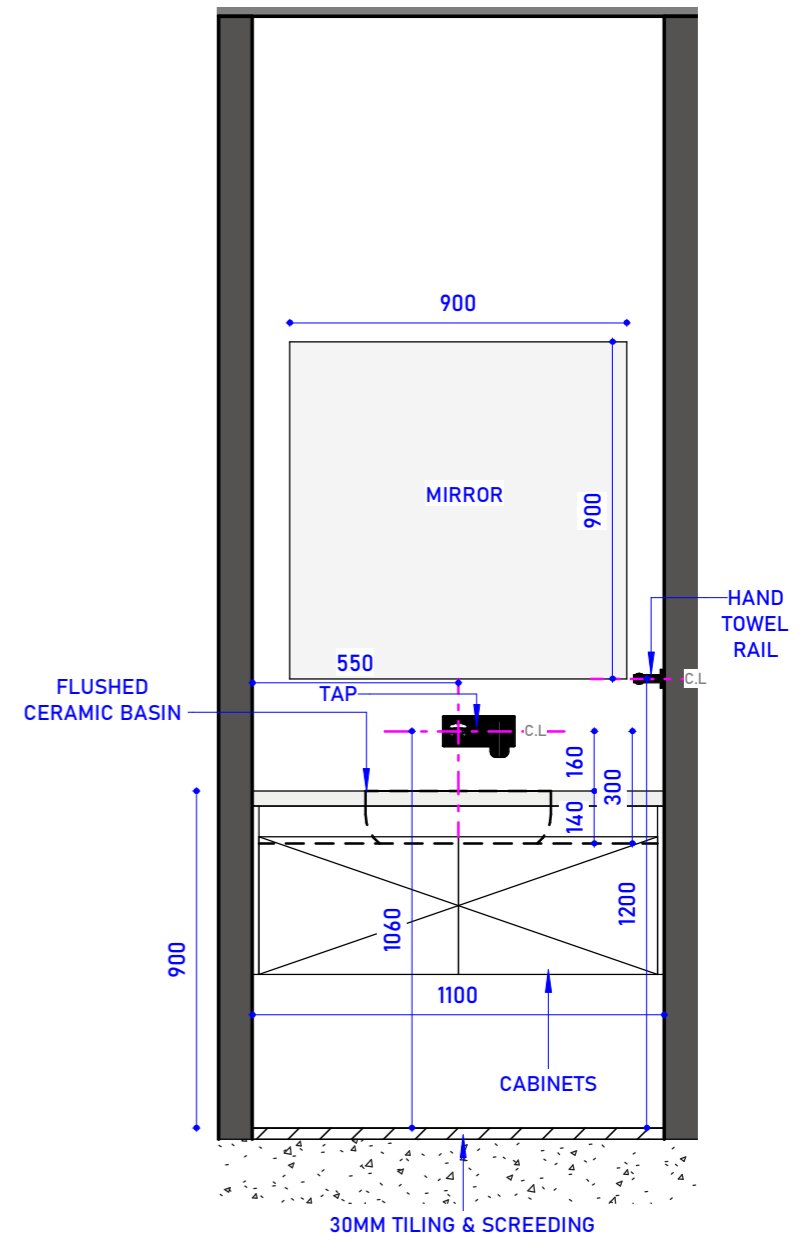
KEYPLAN

WC WITH BUILT-IN BIDET  
(ELECTRICAL & WATER SUPPLY PROVISION TO BUILT IN BIDET)



ELEVATION SIDE A

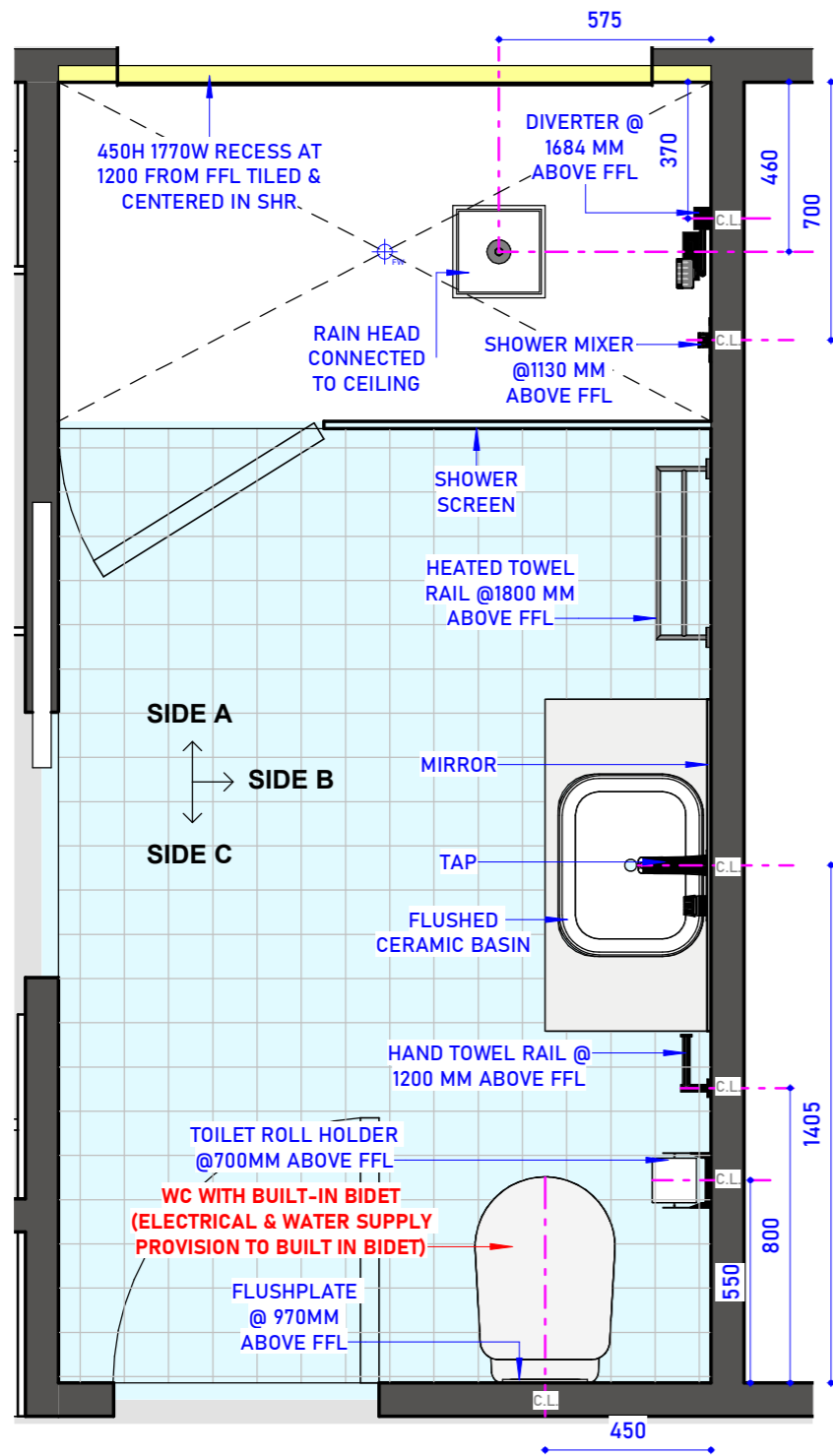
WC WITH BUILT-IN BIDET  
(ELECTRICAL & WATER SUPPLY PROVISION TO BUILT IN BIDET)



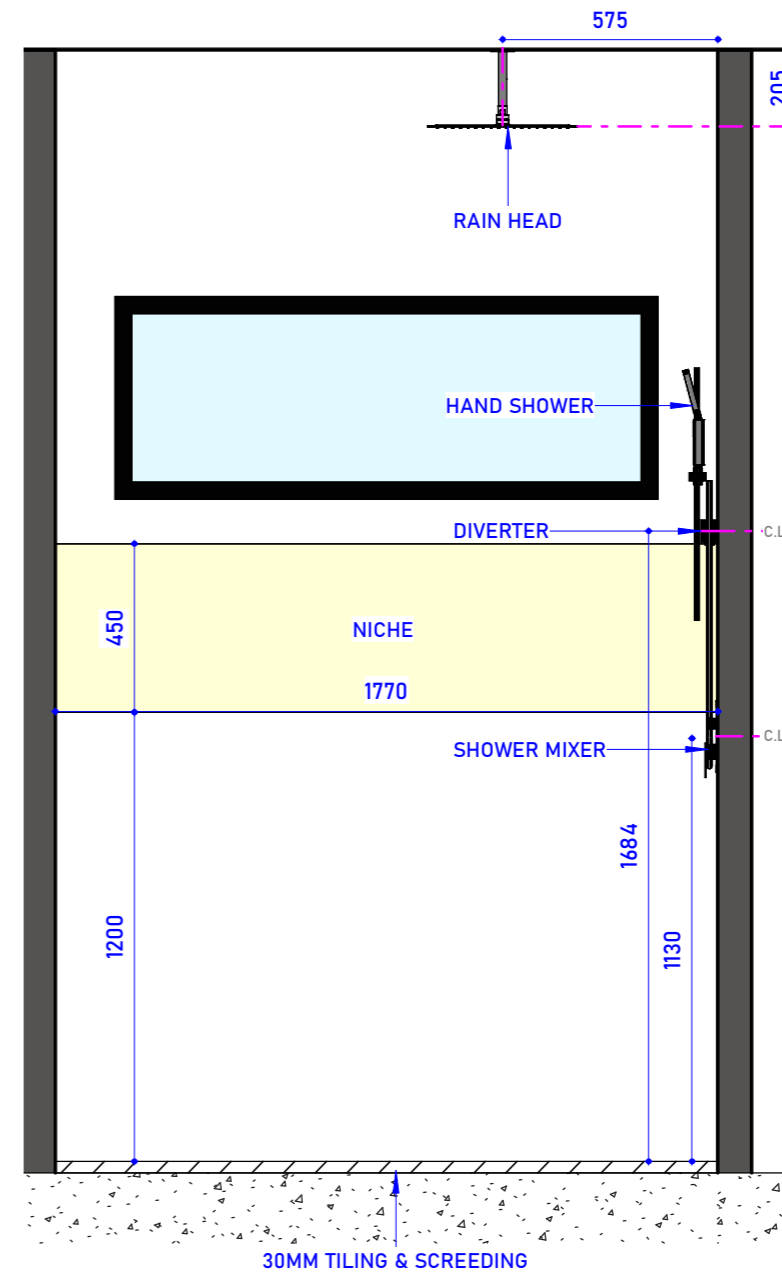
ELEVATION SIDE B

REVISION NO.	DATE	REVISION SCHEDULE		TRUE NORTH	DESIGN BY	DRAWN BY	LOT ADDRESS	
		DESCRIPTION	REVISED BY					
P00	07/10/2025	ISSUED FOR INITIAL DISCUSSION	GJ	GJ	GJ	GJ	FAIRY MEADOW, NSW-2519	
P01	26/12/2025	ISSUED FOR INITIAL DISCUSSION	GJ		1st CHECK			2nd CHECK
					SB			PB
				DWG No:	APPROVED BY	PB	CLIENT NAME:	
				P04	DATE :	06/01/2026		
				PROJECT NO :	SCALE:	1 : 20		
				NO. - 445	ISSUED FOR CONSTRUCTION			

TITLE  
**POWDER ROOM**



KEYPLAN

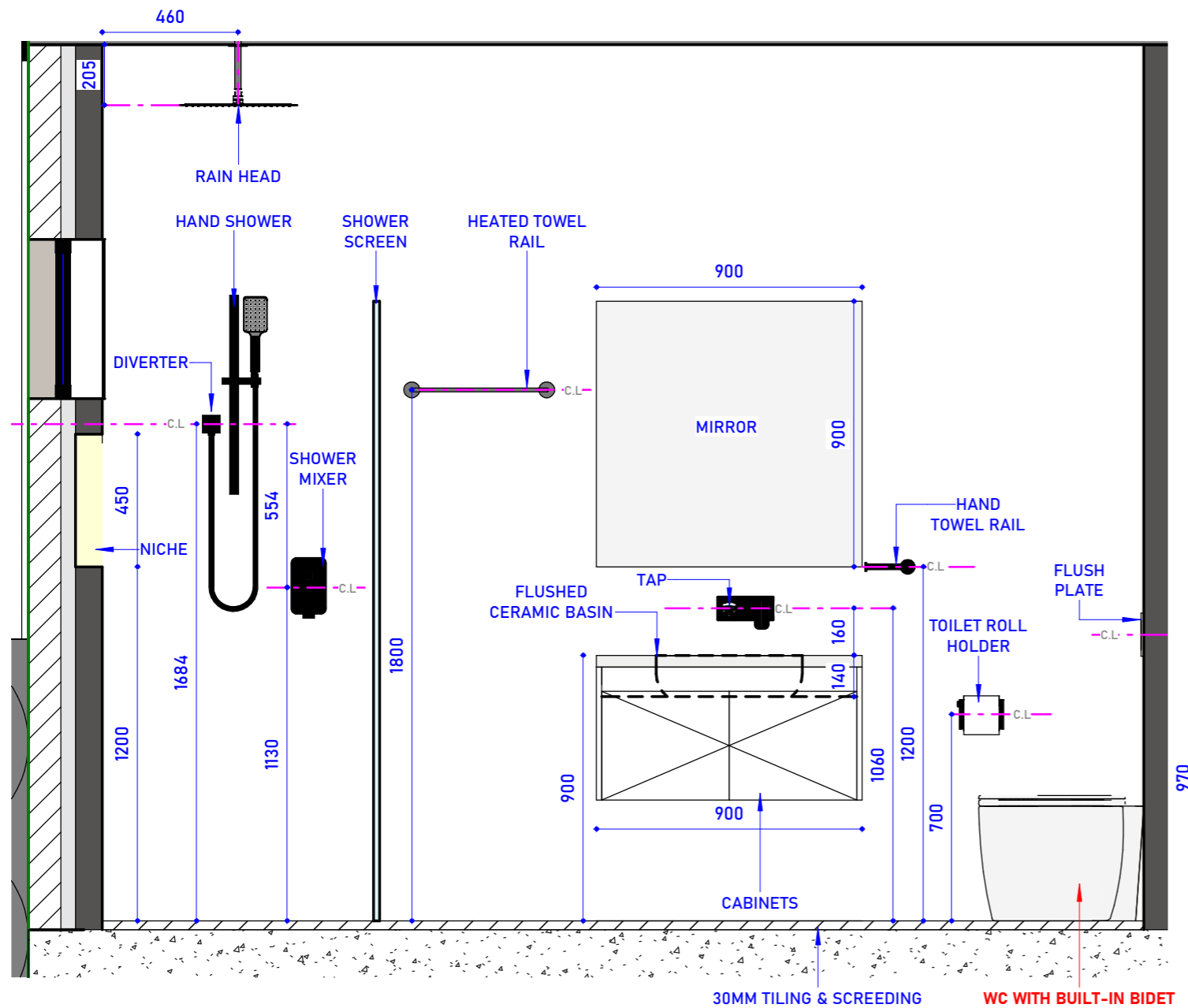


ELEVATION SIDE A

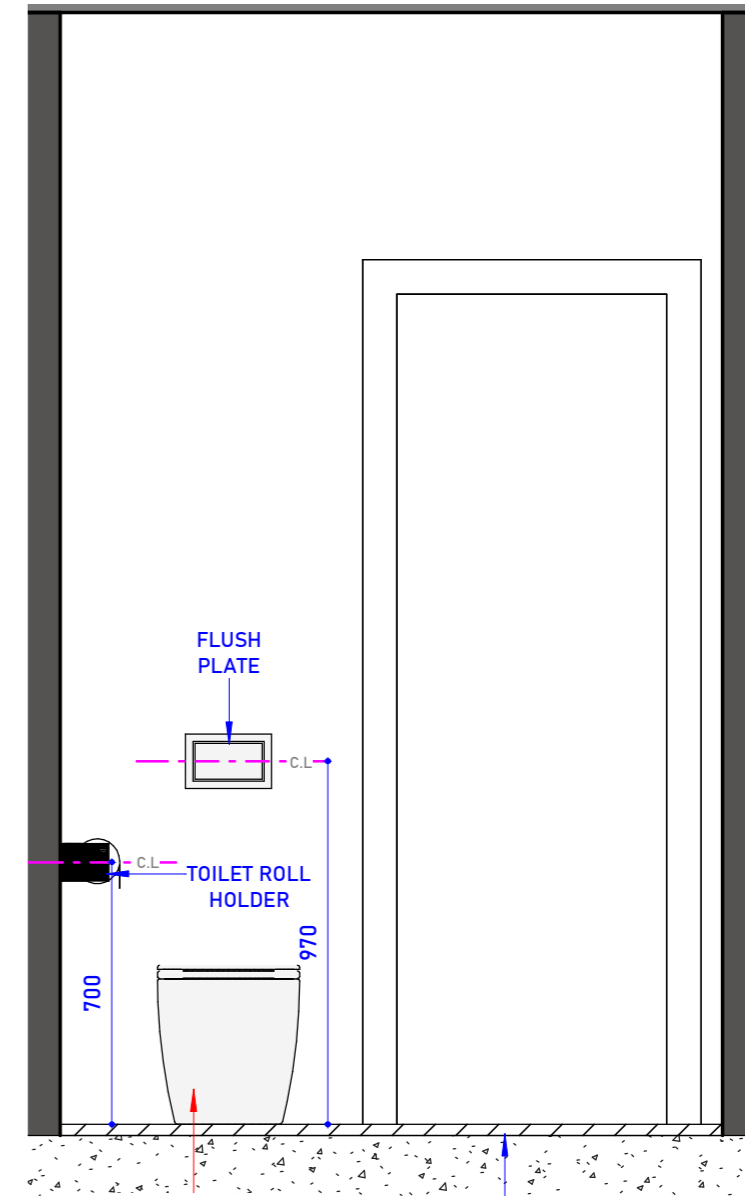
REVISION NO.	DATE	REVISION SCHEDULE		TRUE NORTH	DESIGN BY	DRAWN BY	LOT ADDRESS
		DESCRIPTION	REVISED BY				
P00	07/10/2025	ISSUED FOR INITIAL DISCUSSION	GJ		GJ	GJ	FAIRY MEADOW, NSW-2519
P01	26/12/2025	ISSUED FOR INITIAL DISCUSSION	GJ		1st CHECK	2nd CHECK	
					SB	PB	
				DWG No:	APPROVED BY	PB	CLIENT NAME:
				P05	DATE :	06/01/2026	
				PROJECT NO :	SCALE:	1 : 20	
				NO. - 445	ISSUED FOR CONSTRUCTION		

TITLE

**GROUND FLOOR BATH**



ELEVATION SIDE B



ELEVATION SIDE C

WC WITH BUILT-IN BIDET  
(ELECTRICAL & WATER  
SUPPLY PROVISION TO  
BUILT IN BIDET)

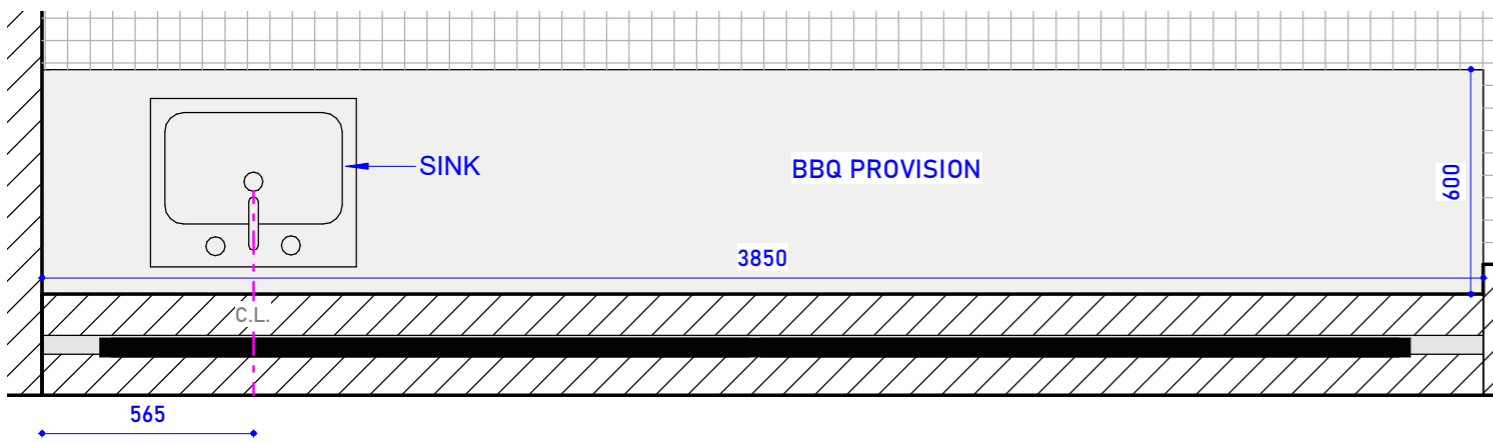
WC WITH BUILT-IN BIDET  
(ELECTRICAL & WATER  
SUPPLY PROVISION TO  
BUILT IN BIDET)

30MM TILING & SCREEDING

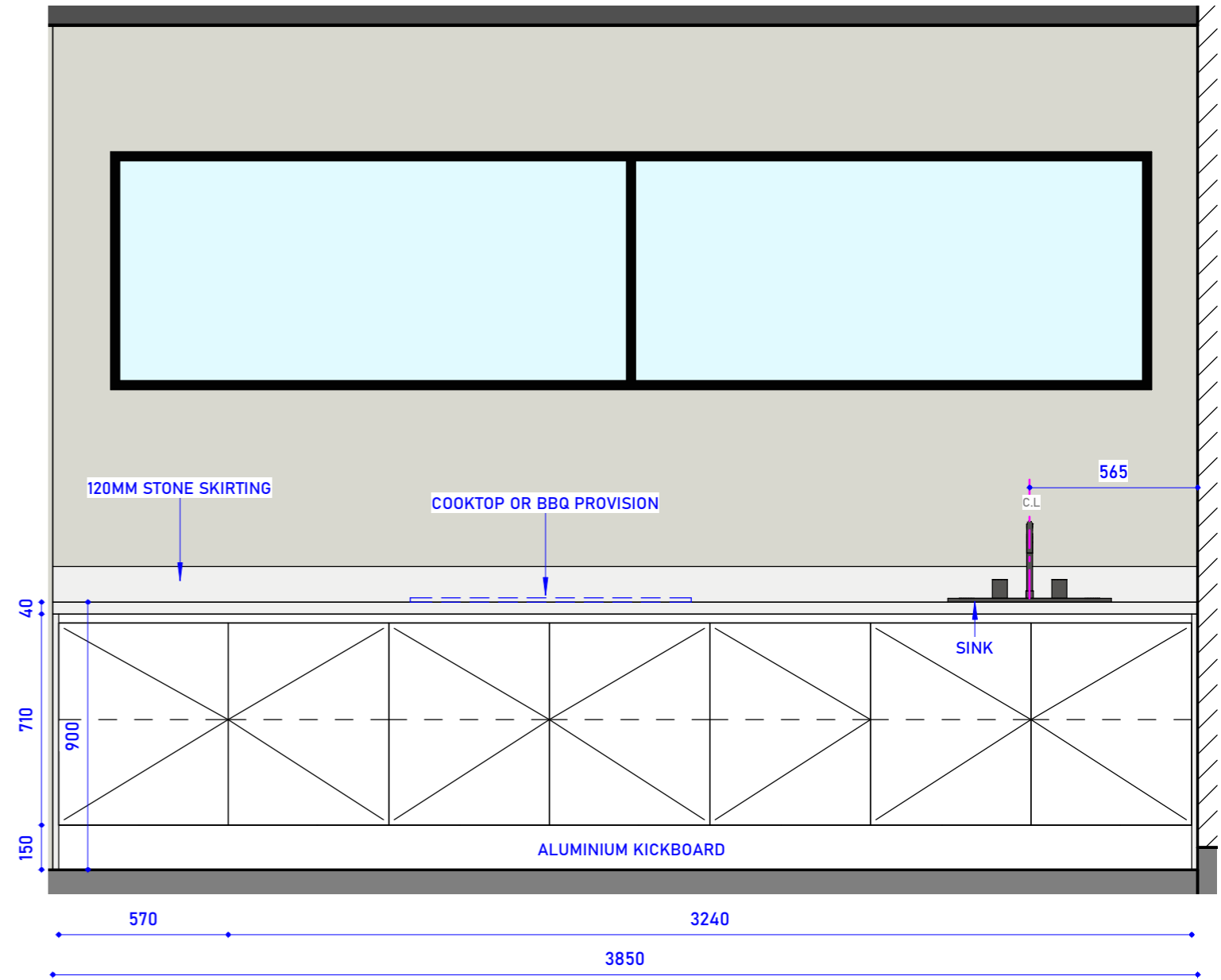
30MM TILING & SCREEDING

REVISION NO.	DATE	DESCRIPTION	REVISED BY	TRUE NORTH	DESIGN BY	DRAWN BY	LOT ADDRESS
					GJ	GJ	
P00	07/10/2025	ISSUED FOR INITIAL DISCUSSION	GJ		1st CHECK	2nd CHECK	FAIRY MEADOW, NSW-2519
P01	26/12/2025	ISSUED FOR INITIAL DISCUSSION	GJ		SB	PB	
				DWG No:	APPROVED BY	PB	CLIENT NAME:
				P06	DATE :	06/01/2026	
				PROJECT NO :	SCALE:	1 : 20	
				NO. - 445	ISSUED FOR CONSTRUCTION		

TITLE  
**GROUND FLOOR  
BATH**

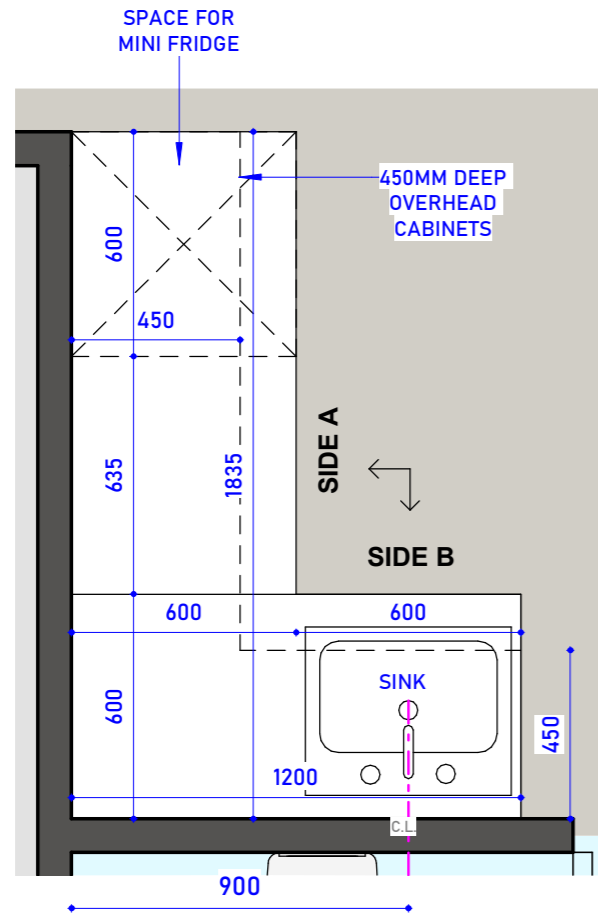


KEYPLAN

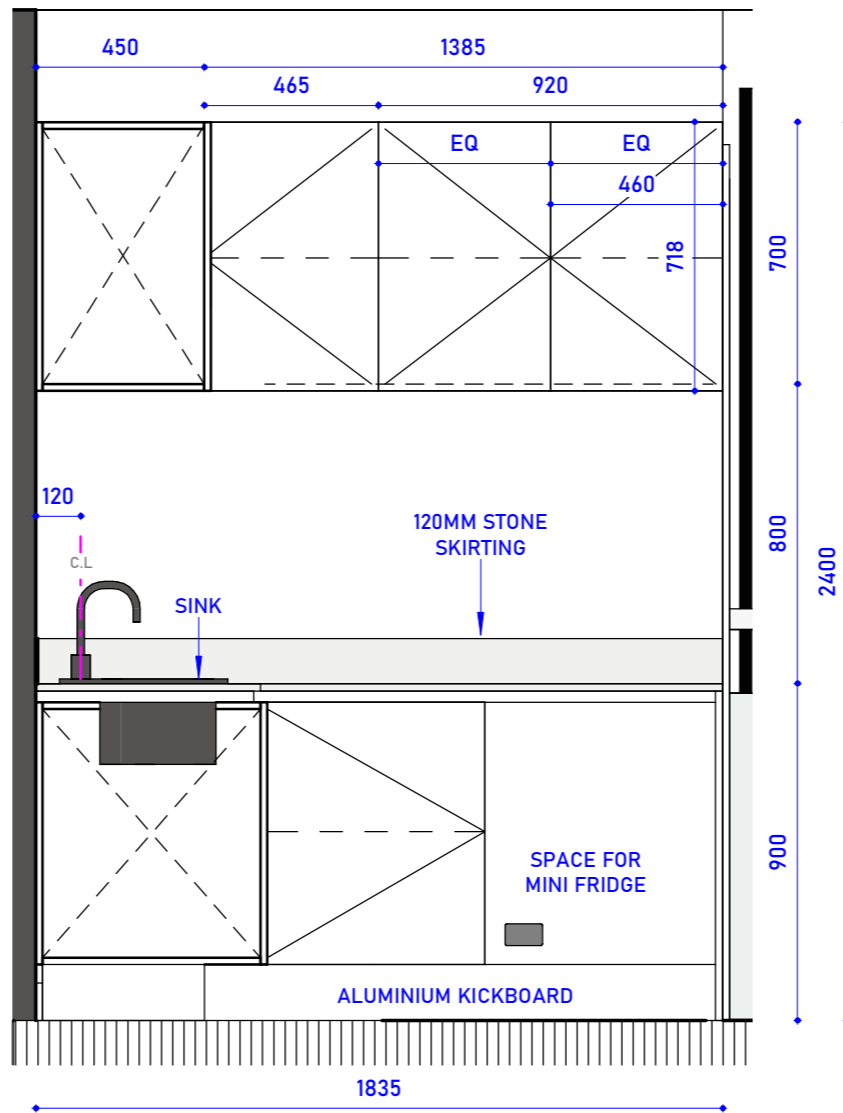


ELEVATION

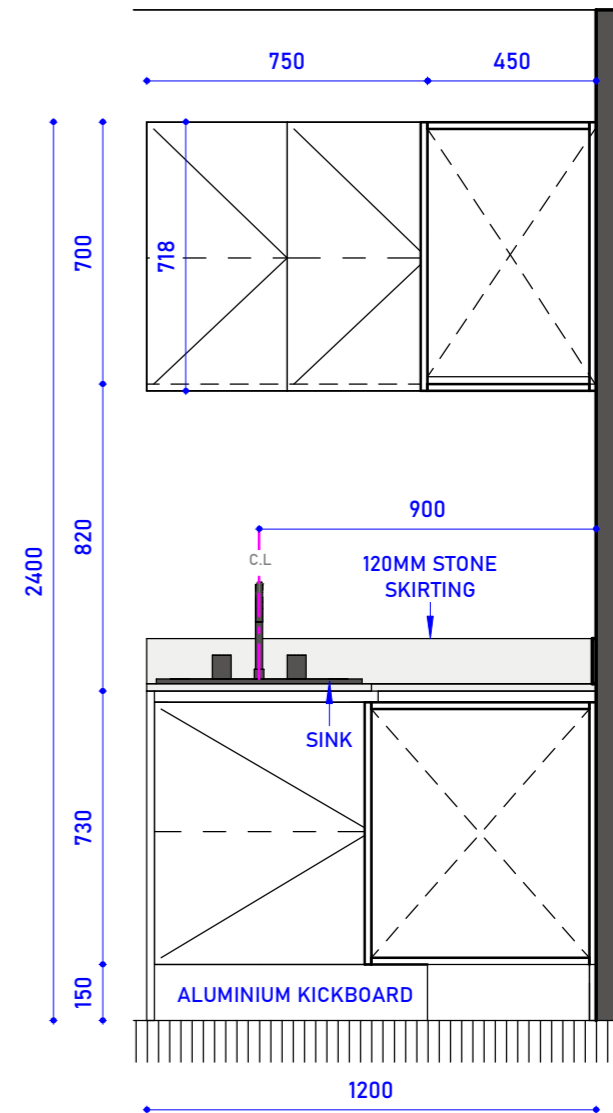
	TITLE	REVISION SCHEDULE				TRUE NORTH	DESIGN BY	DRAWN BY	LOT ADDRESS
		REVISION NO.	DATE	DESCRIPTION	REVISED BY				
	<b>ALFRESCO</b>	P00	07/10/2025	ISSUED FOR INITIAL DISCUSSION	GJ		GJ	FAIRY MEADOW, NSW-2519	
		P01	26/12/2025	ISSUED FOR INITIAL DISCUSSION	GJ		1st CHECK		2nd CHECK
							SB		PB
						DWG No:	APPROVED BY	PB	
						P07	DATE :	06/01/2026	CLIENT NAME:
					PROJECT NO :	SCALE:	1 : 20		
					NO. - 445	ISSUED FOR CONSTRUCTION			



KEYPLAN



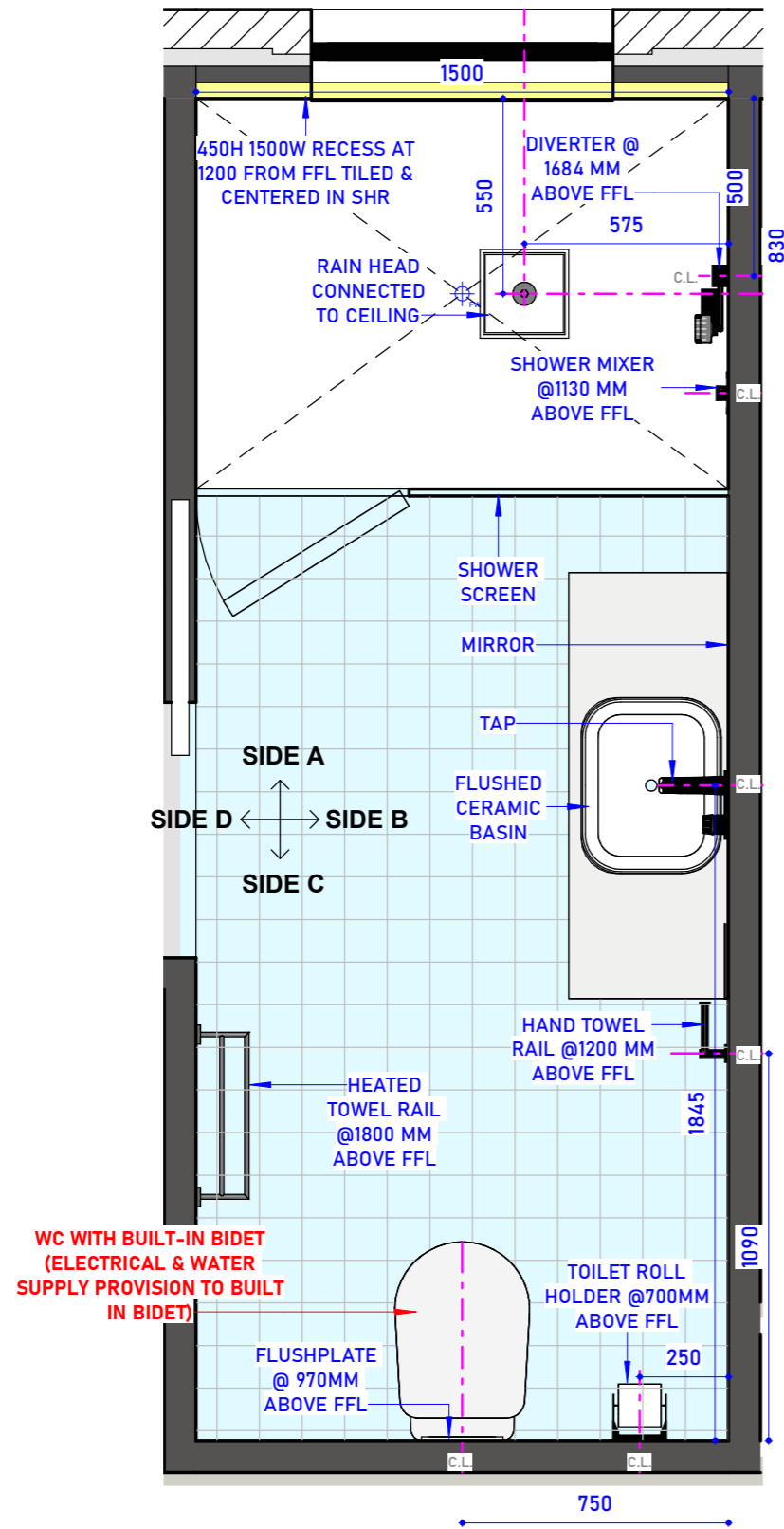
ELEVATION SIDE A



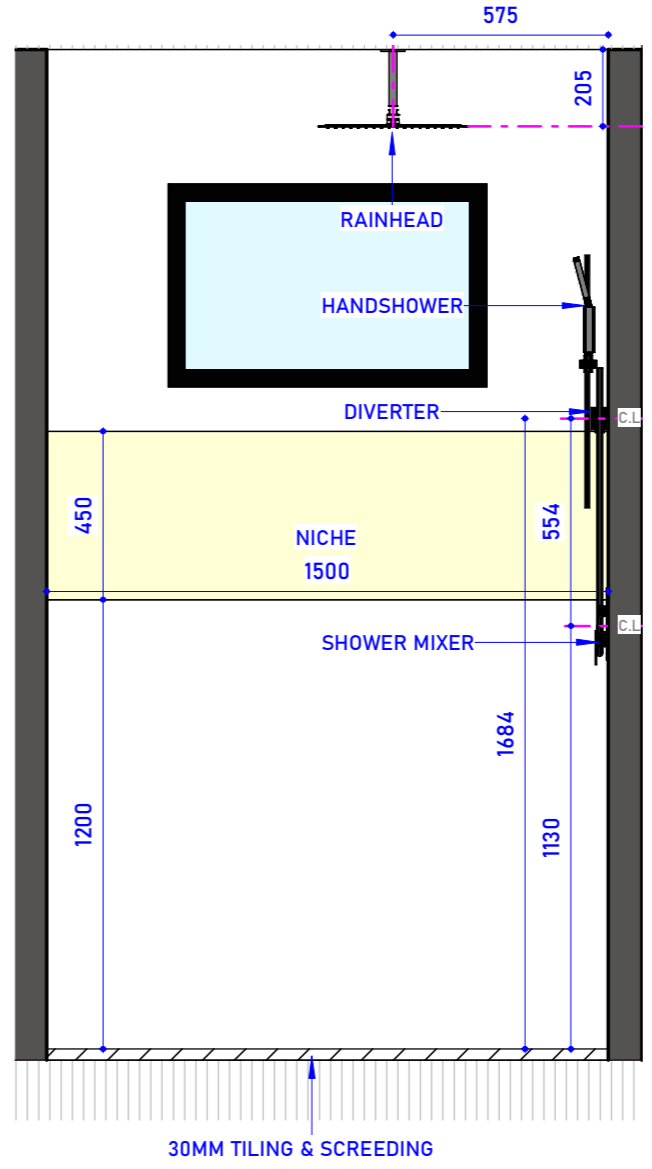
ELEVATION SIDE B

REVISION NO.	DATE	DESCRIPTION	REVISED BY	TRUE NORTH	DESIGN BY	DRAWN BY	LOT ADDRESS
					GJ	GJ	
P00	07/10/2025	ISSUED FOR INITIAL DISCUSSION	GJ		1st CHECK	2nd CHECK	FAIRY MEADOW, NSW-2519
P01	26/12/2025	ISSUED FOR INITIAL DISCUSSION	GJ		SB	PB	
				DWG No:	APPROVED BY	PB	
				P08	DATE :	06/01/2026	CLIENT NAME:
				PROJECT NO :	SCALE:	1 : 20	
				NO. - 445	ISSUED FOR CONSTRUCTION		

NOTE: FIXTURES & FINISHES AS PER TENDER

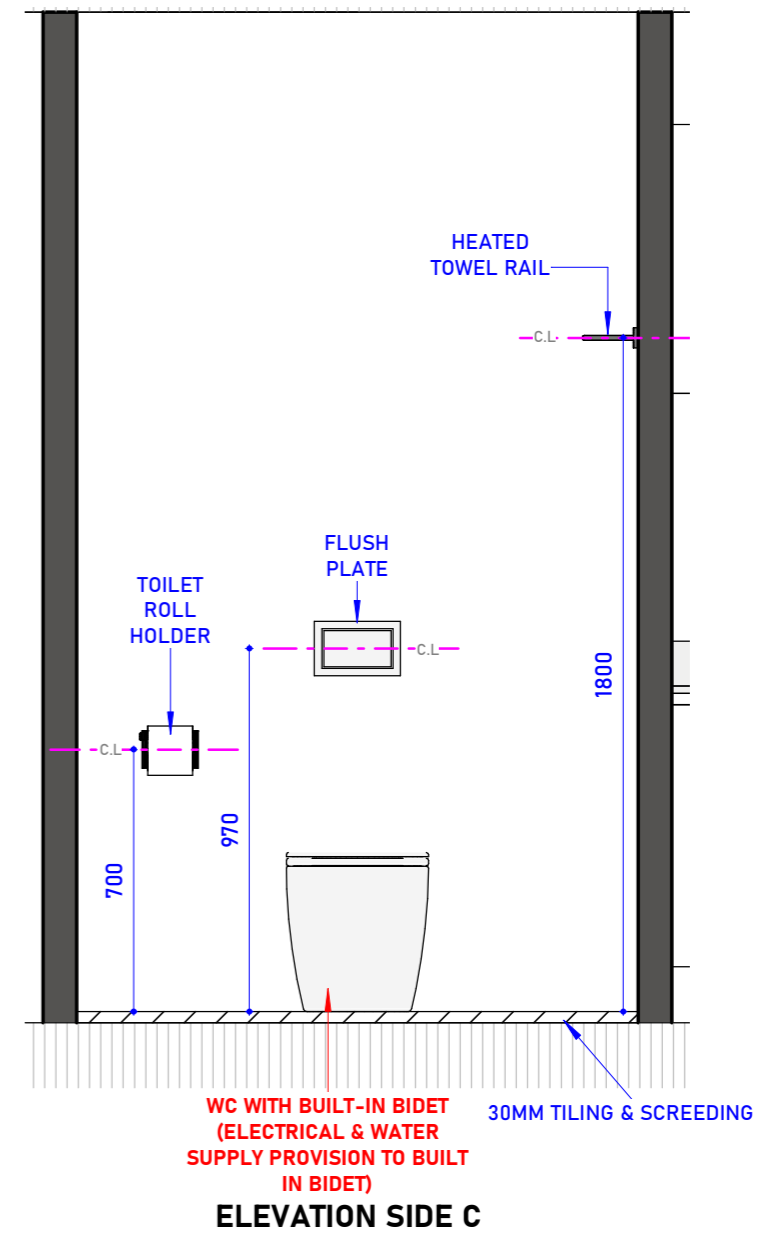
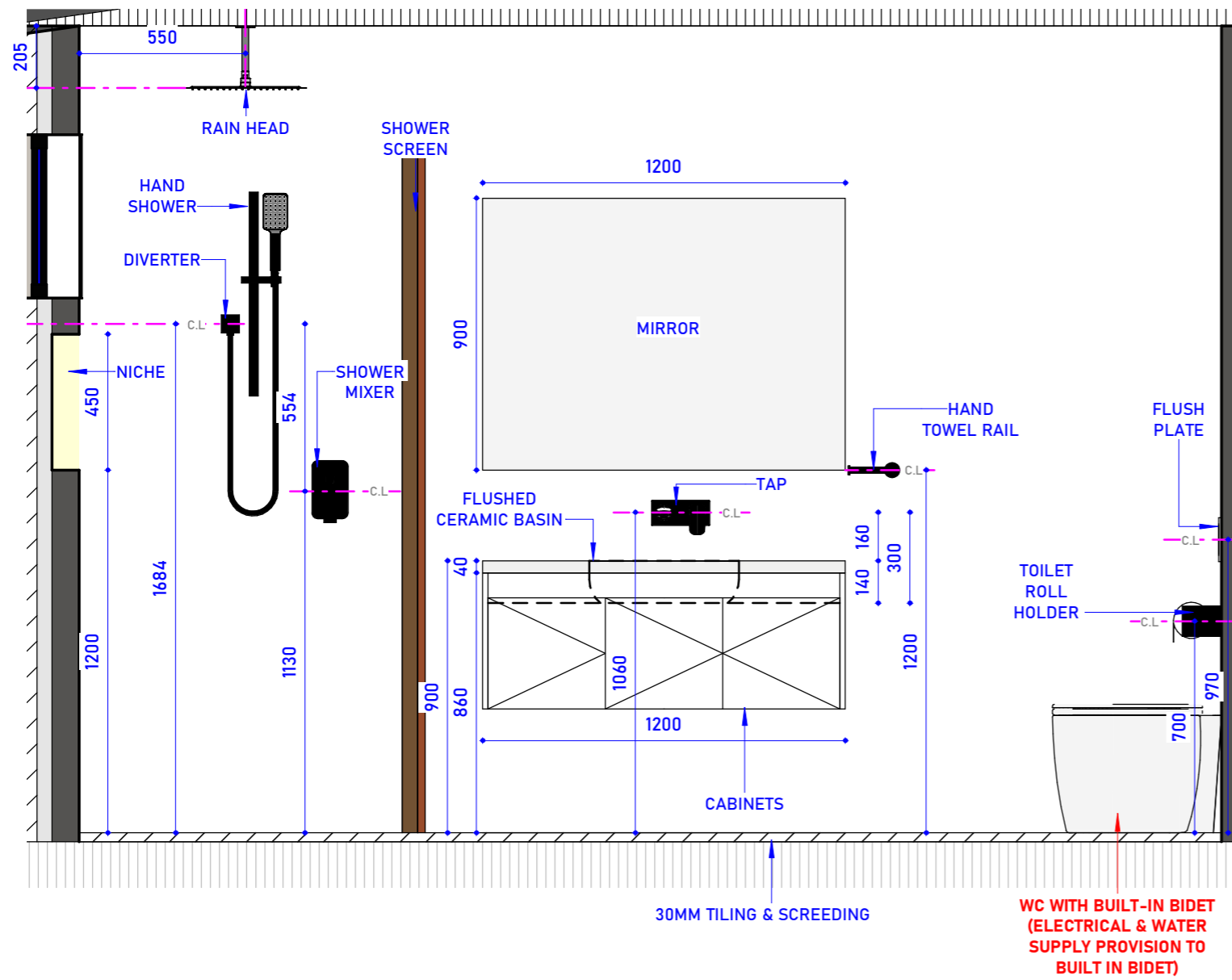


KEYPLAN



ELEVATION SIDE A

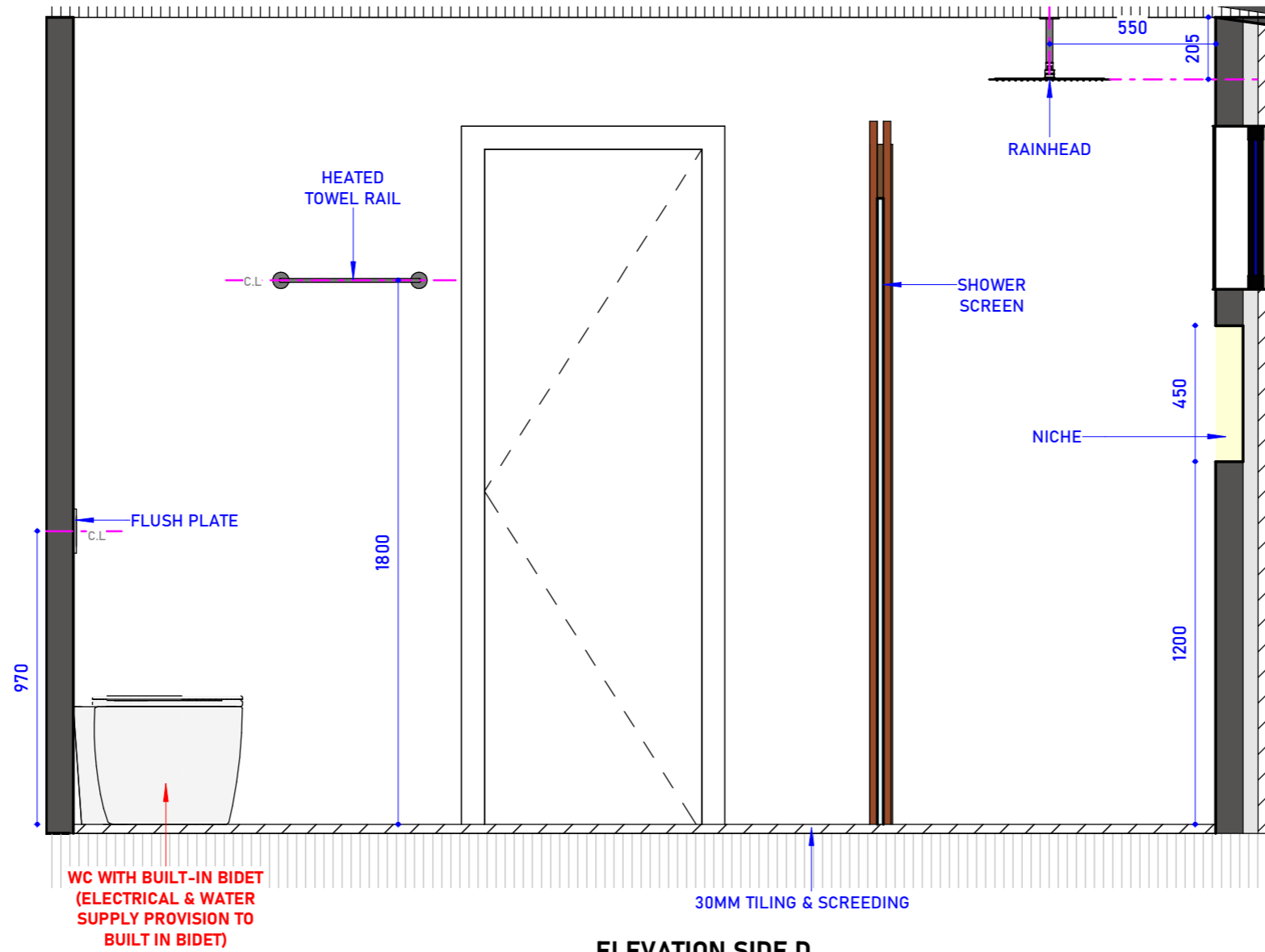
	TITLE	REVISION SCHEDULE				TRUE NORTH	DESIGN BY	DRAWN BY	LOT ADDRESS
		REVISION NO.	DATE	DESCRIPTION	REVISED BY				
	<b>BED 2 ENS</b>	P00	07/10/2025	ISSUED FOR INITIAL DISCUSSION	GJ		GJ	FAIRY MEADOW, NSW-2519	
		P01	26/12/2025	ISSUED FOR INITIAL DISCUSSION	GJ		2nd CHECK		
							PB		
							PB	CLIENT NAME:	
						DWG No: P09	APPROVED BY		
						PROJECT NO: NO. - 445	SCALE: 1 : 20		
							ISSUED FOR CONSTRUCTION		



ELEVATION SIDE B

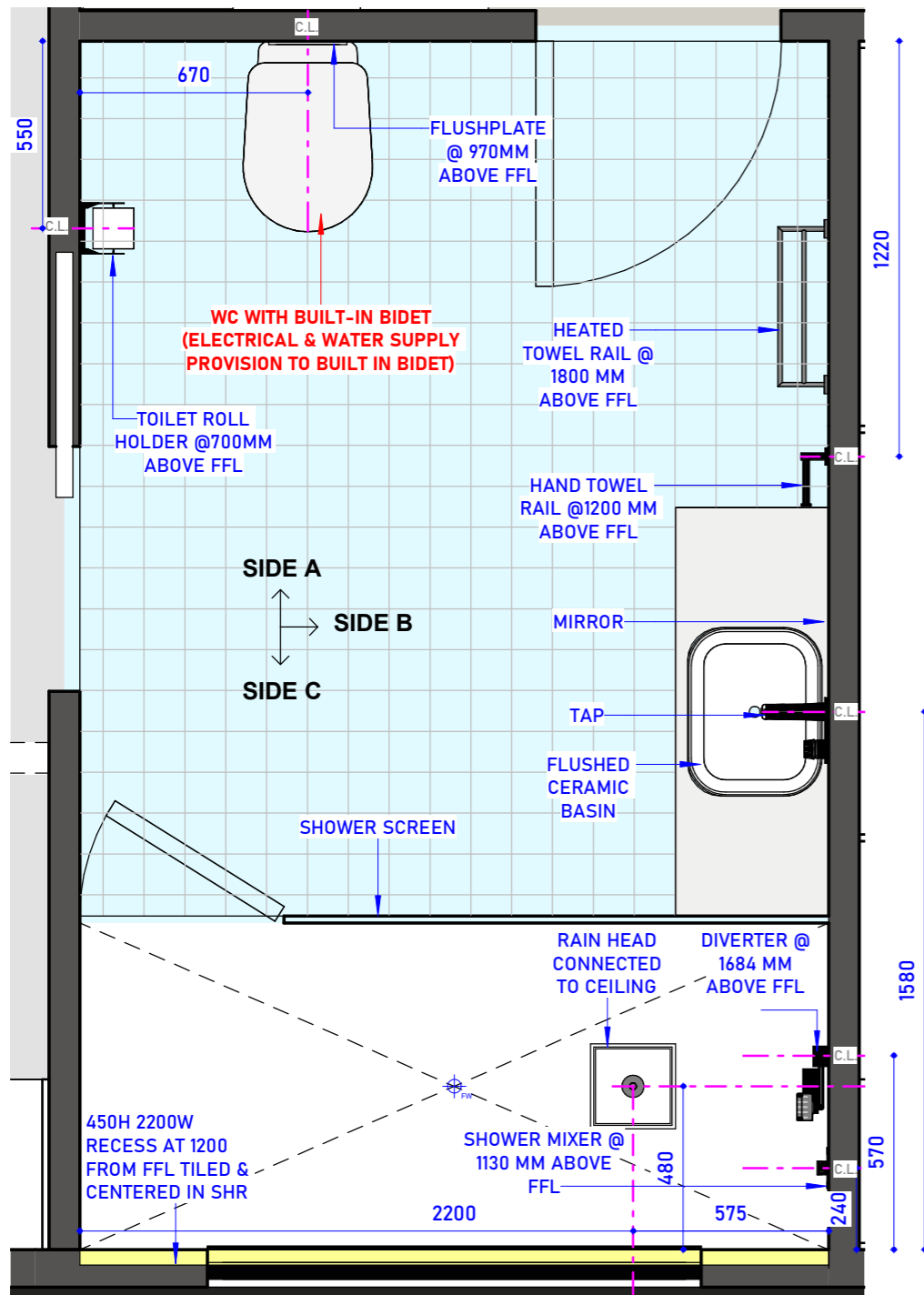
ELEVATION SIDE C

	TITLE	REVISION SCHEDULE				TRUE NORTH	DESIGN BY	DRAWN BY	LOT ADDRESS
		REVISION NO.	DATE	DESCRIPTION	REVISED BY				
	<b>BED 2 ENS</b>	P00	07/10/2025	ISSUED FOR INITIAL DISCUSSION	GJ		GJ	GJ	FAIRY MEADOW, NSW-2519
		P01	26/12/2025	ISSUED FOR INITIAL DISCUSSION	GJ		1st CHECK	2nd CHECK	
							SB	PB	
						DWG No:	APPROVED BY	PB	CLIENT NAME:
						P10	DATE :	06/01/2026	
				PROJECT NO :	SCALE:	1 : 20			
				NO. - 445	ISSUED FOR CONSTRUCTION				

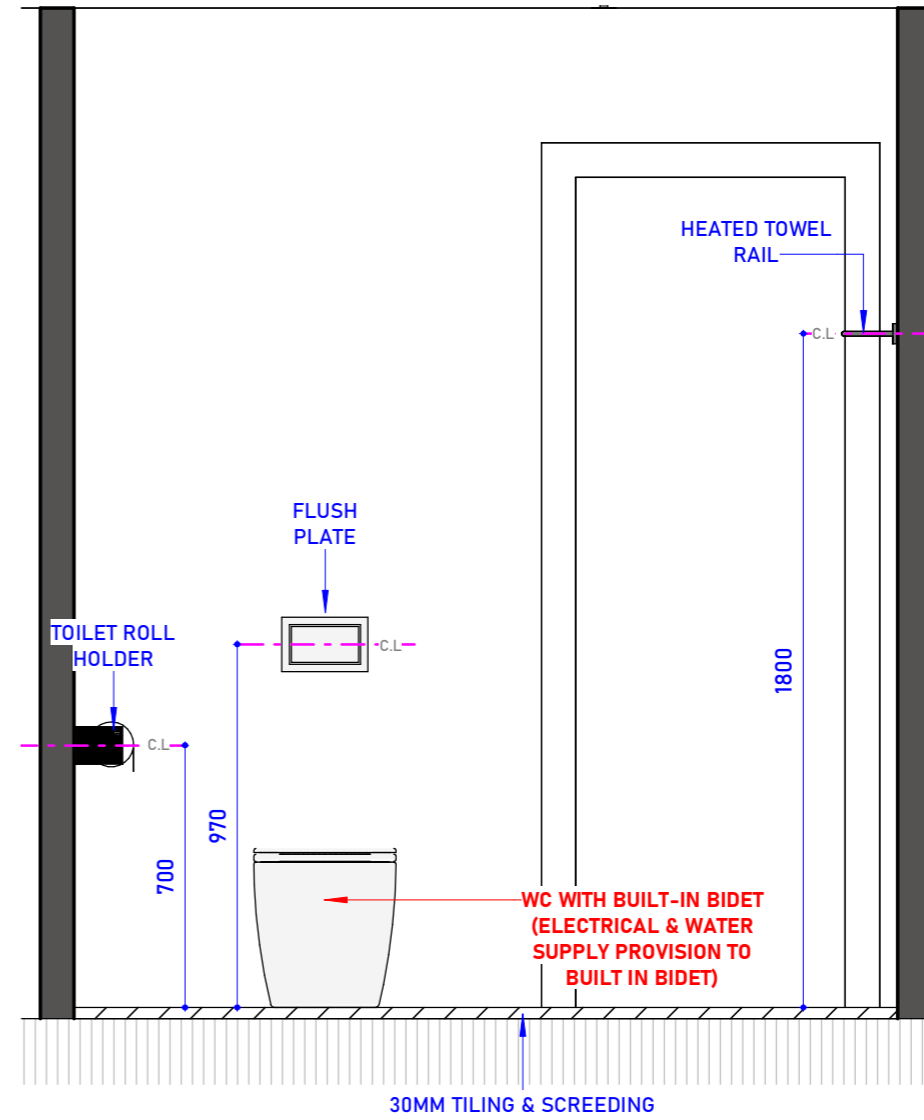


ELEVATION SIDE D

	TITLE	REVISION SCHEDULE				TRUE NORTH	DESIGN BY	DRAWN BY	LOT ADDRESS
		REVISION NO.	DATE	DESCRIPTION	REVISED BY				
	<b>BED 2 ENS</b>	P00	07/10/2025	ISSUED FOR INITIAL DISCUSSION	GJ		GJ	FAIRY MEADOW, NSW-2519	
		P01	26/12/2025	ISSUED FOR INITIAL DISCUSSION	GJ		1st CHECK		2nd CHECK
							SB		PB
						DWG No:	APPROVED BY	PB	
						P11	DATE :	06/01/2026	CLIENT NAME:
					PROJECT NO :	SCALE:	1 : 20		
					NO. - 445	ISSUED FOR CONSTRUCTION			

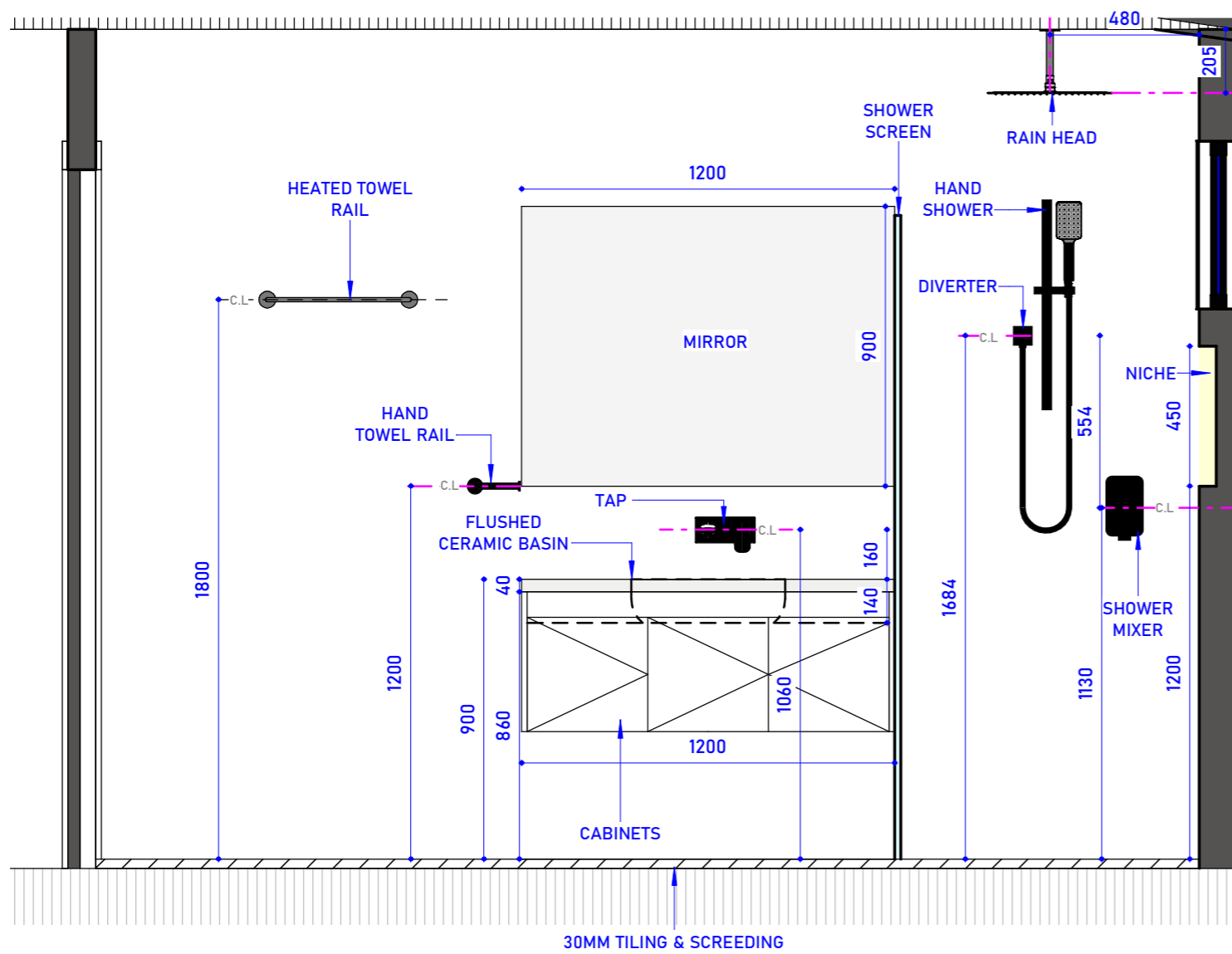


KEYPLAN

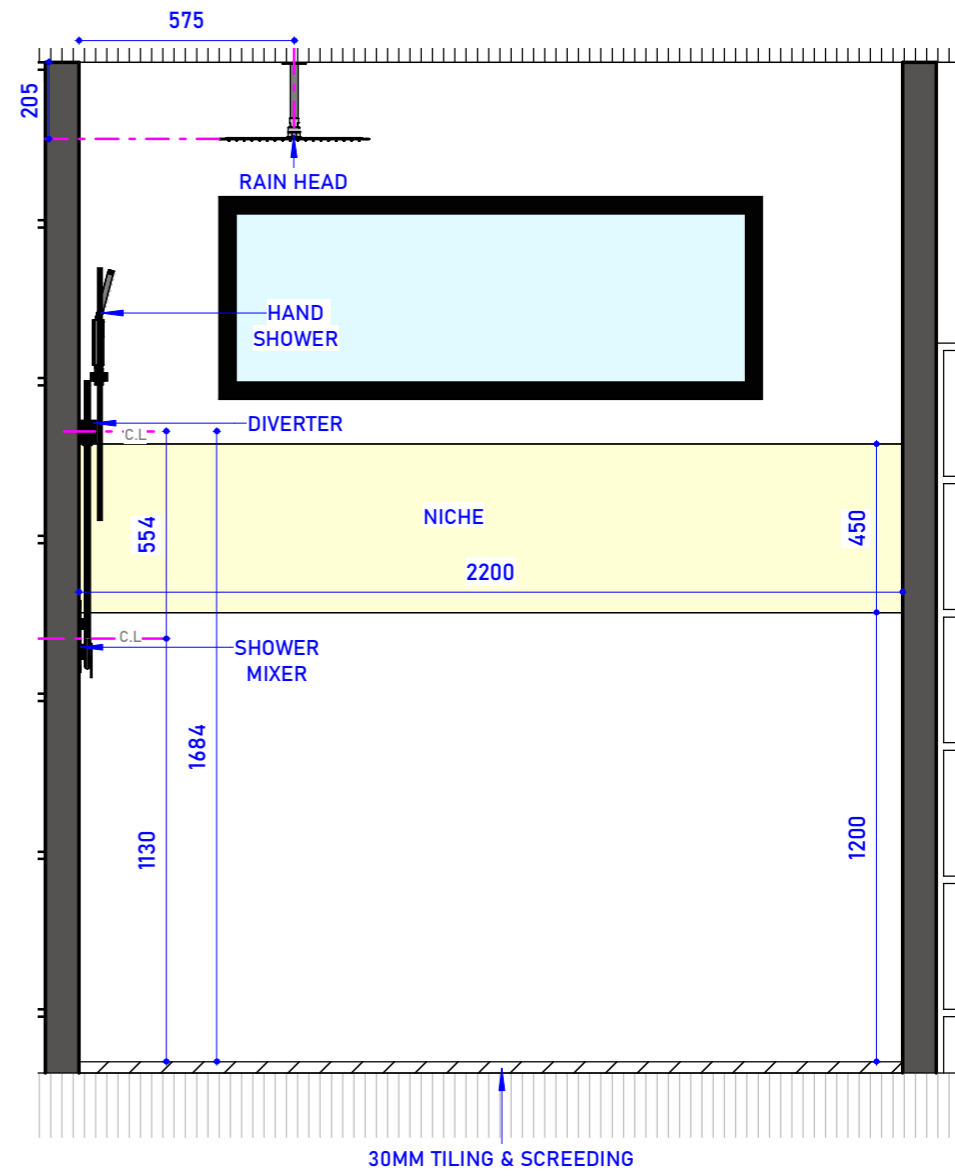


ELEVATION SIDE A

REVISION NO.	DATE	REVISION SCHEDULE		TRUE NORTH	DESIGN BY	DRAWN BY	LOT ADDRESS
		DESCRIPTION	REVISED BY				
P00	07/10/2025	ISSUED FOR INITIAL DISCUSSION	GJ	P12	GJ	GJ	FAIRY MEADOW, NSW-2519
P01	26/12/2025	ISSUED FOR INITIAL DISCUSSION	GJ		1st CHECK	2nd CHECK	
					SB	PB	
				DWG No:	APPROVED BY	PB	CLIENT NAME:
				PROJECT NO:	DATE :	06/01/2026	
				NO. - 445	SCALE:	1 : 20	
					ISSUED FOR CONSTRUCTION		

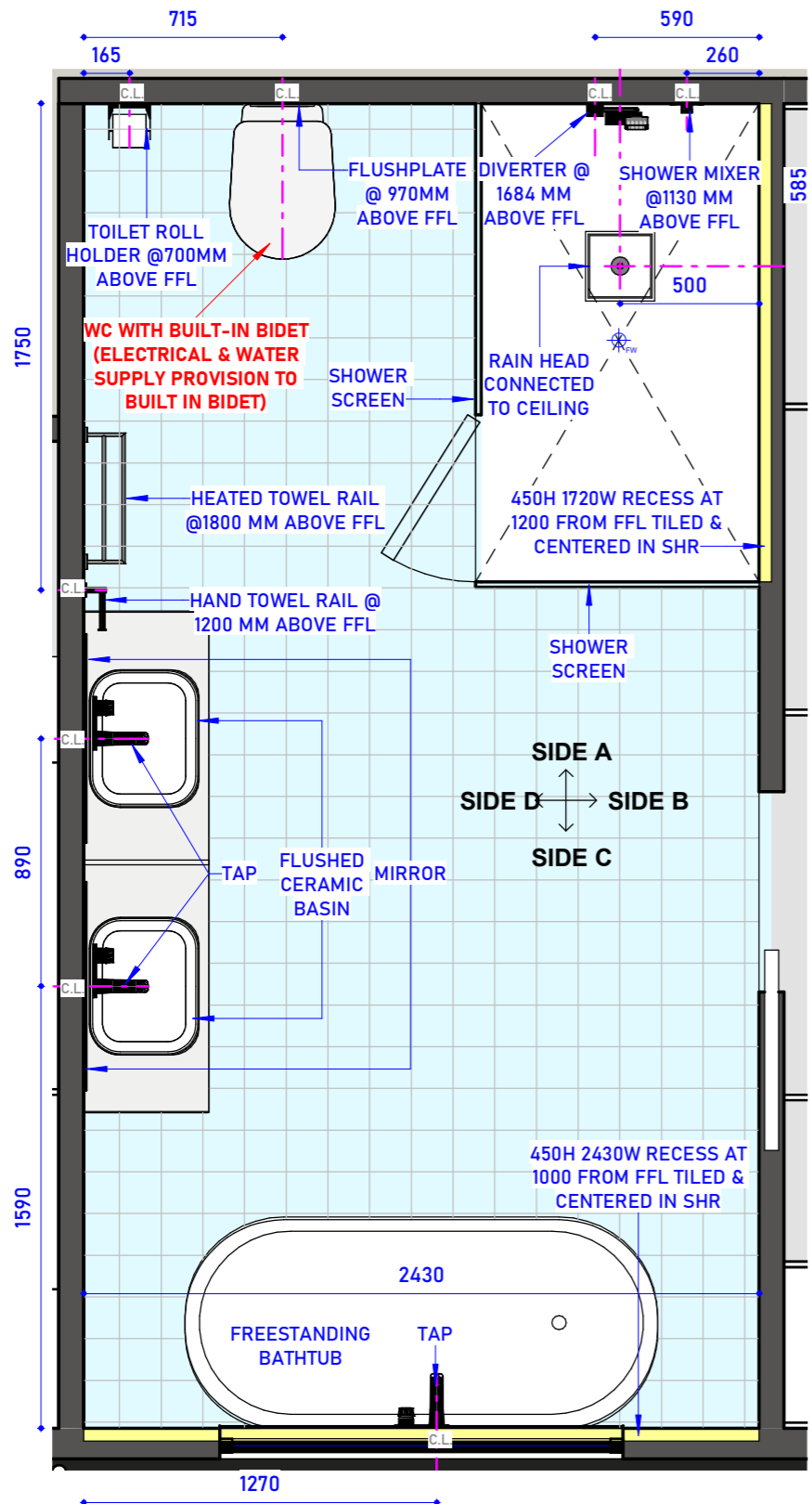


ELEVATION SIDE B

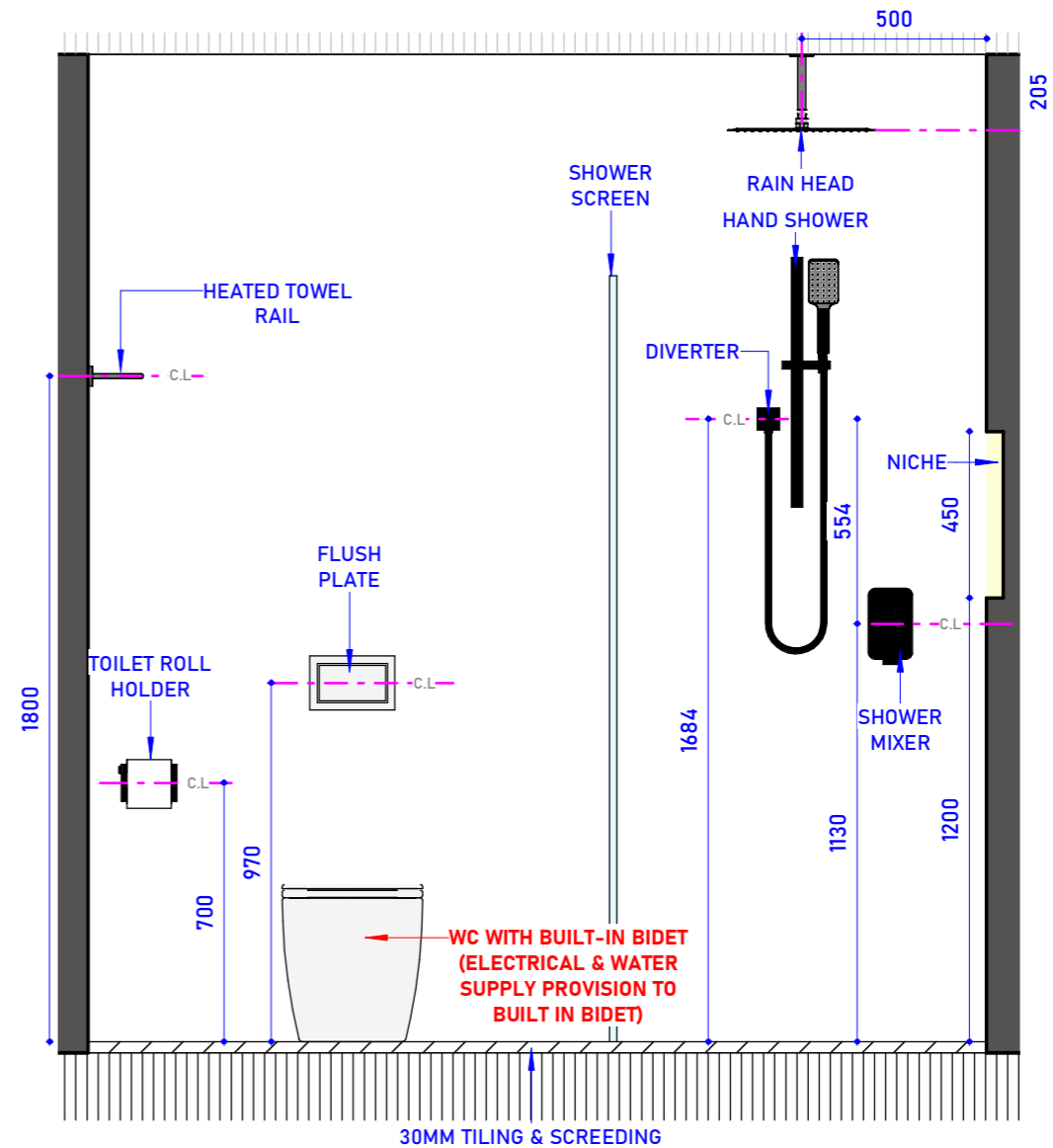


ELEVATION SIDE C

REVISION NO.	DATE	DESCRIPTION	REVISED BY	TRUE NORTH	DESIGN BY	DRAWN BY	LOT ADDRESS
					GJ	GJ	
P00	07/10/2025	ISSUED FOR INITIAL DISCUSSION	GJ		1st CHECK	2nd CHECK	FAIRY MEADOW, NSW-2519
P01	26/12/2025	ISSUED FOR INITIAL DISCUSSION	GJ		SB	PB	
				DWG No:	APPROVED BY	PB	
				P13	DATE :	06/01/2026	CLIENT NAME:
				PROJECT NO :	SCALE:	1 : 20	
				NO. - 445	ISSUED FOR CONSTRUCTION		



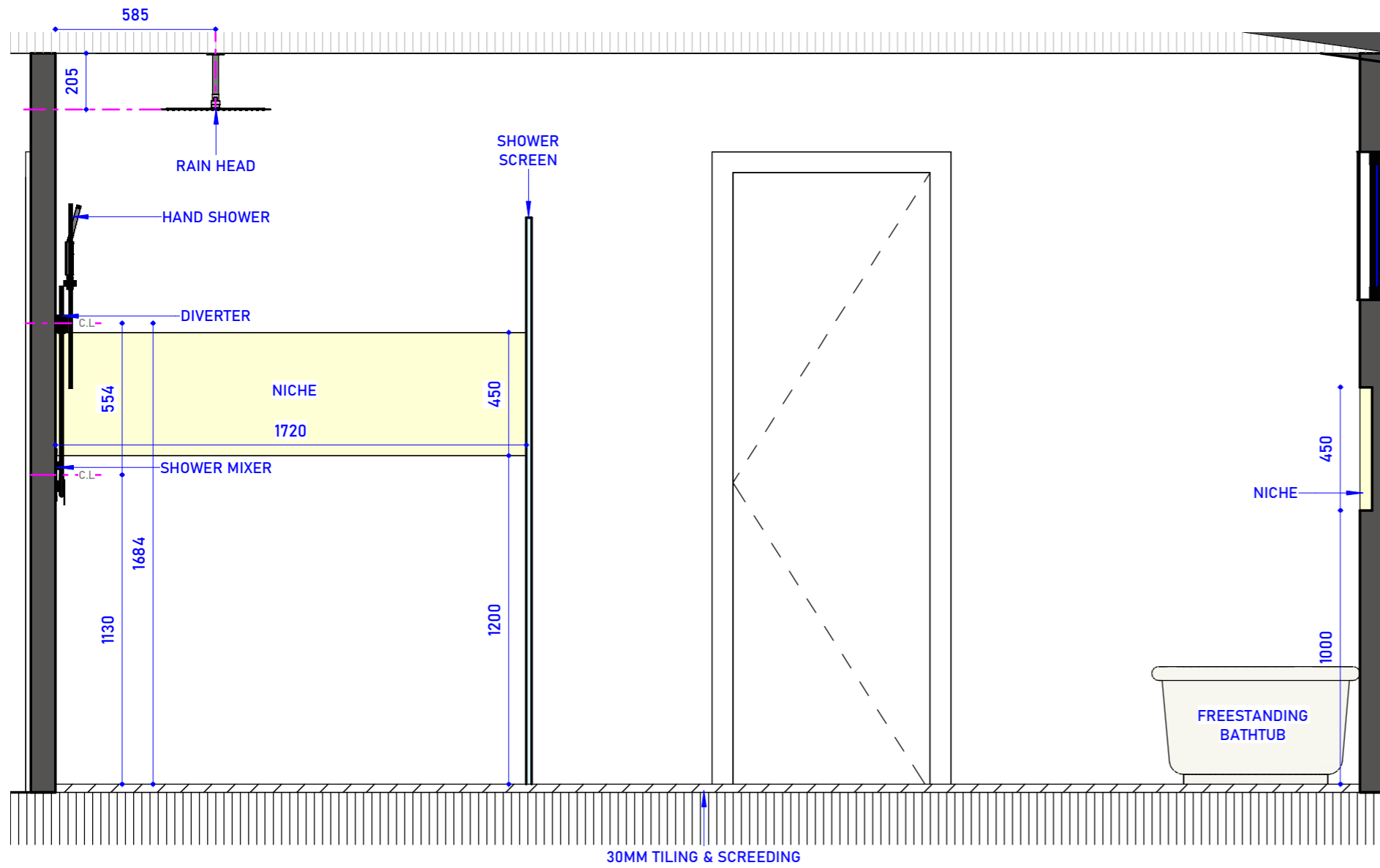
KEYPLAN



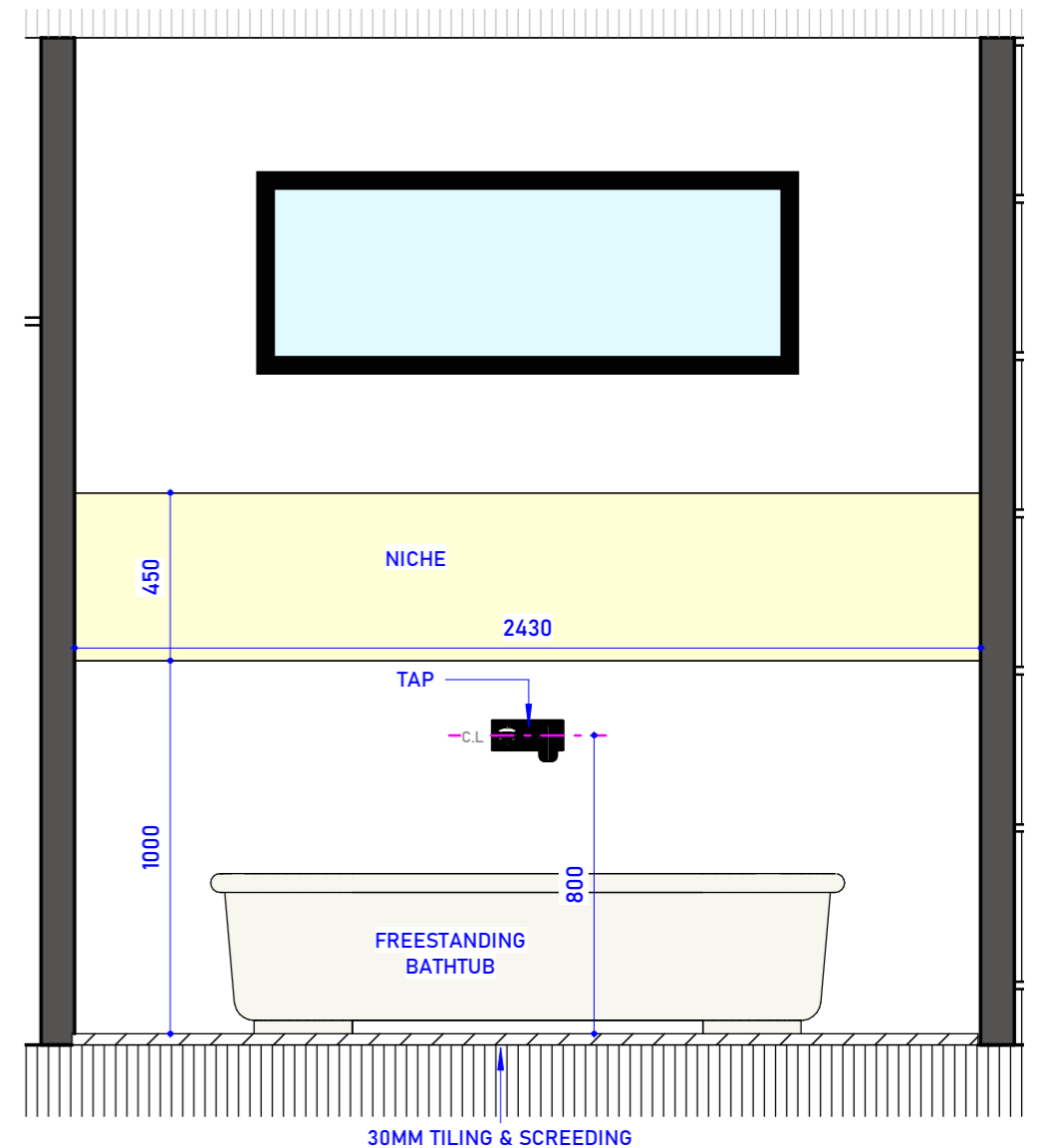
ELEVATION SIDE A

REVISION NO.	DATE	REVISION SCHEDULE		TRUE NORTH	DESIGN BY	DRAWN BY	LOT NUMBER:
		DESCRIPTION	REVISED BY				
P00	07/10/2025	ISSUED FOR INITIAL DISCUSSION	GJ	P14	GJ	GJ	FAIRY MEADOW, NSW-2519
P01	26/12/2025	ISSUED FOR INITIAL DISCUSSION	GJ		1st CHECK	2nd CHECK	
					SB	PB	
				DWG No:	APPROVED BY	PB	CLIENT NAME:
				PROJECT NO:	DATE :	06/01/2026	
				NO. - 445	SCALE:	As indicated	
					ISSUED FOR CONSTRUCTION		

TITLE  
**MASTER BED ENS**



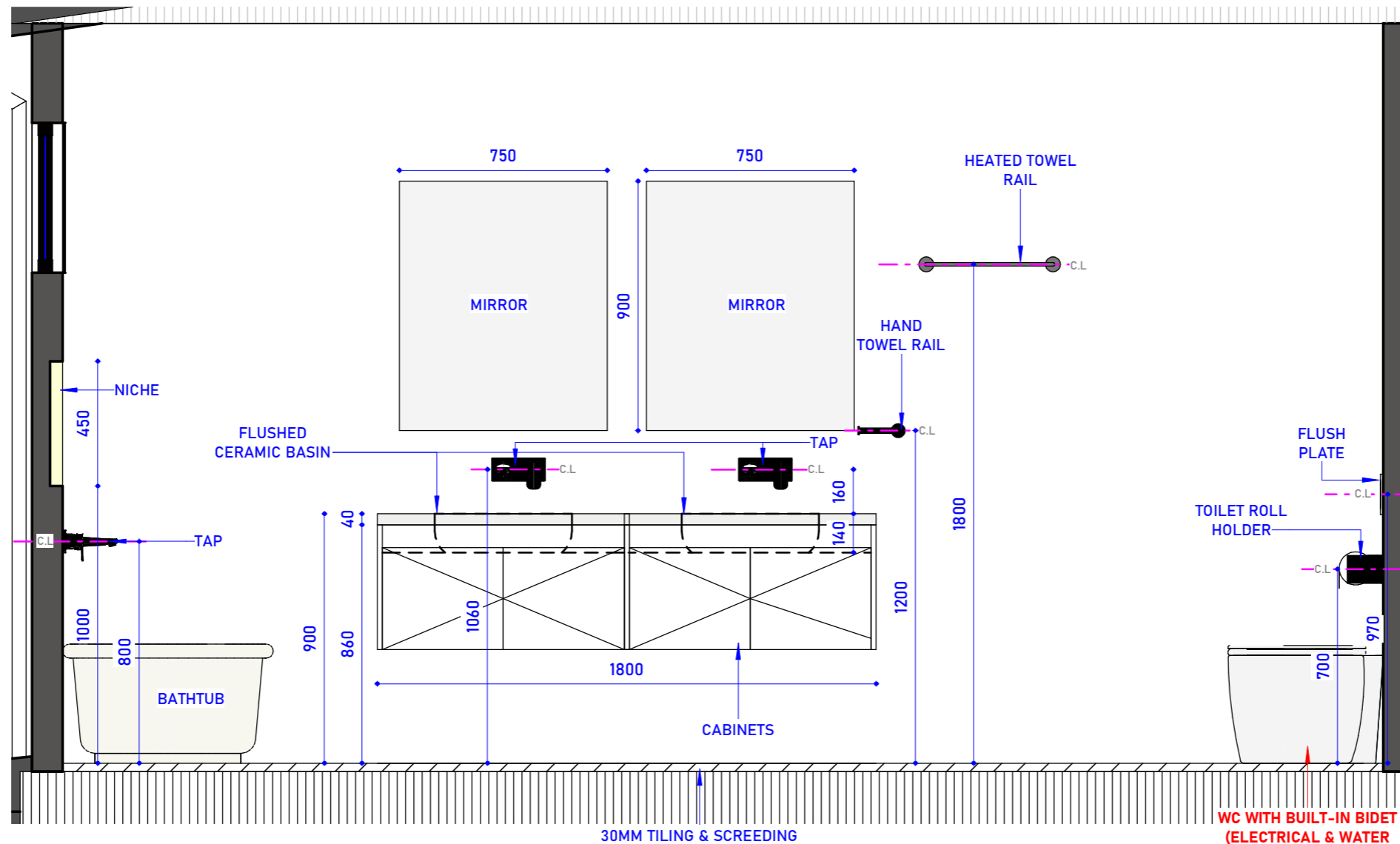
ELEVATION SIDE B



ELEVATION SIDE C

REVISION NO.	DATE	REVISION SCHEDULE		TRUE NORTH	DESIGN BY	DRAWN BY	LOT NUMBER:
		DESCRIPTION	REVISED BY				
P00	07/10/2025	ISSUED FOR INITIAL DISCUSSION	GJ	P15	GJ	GJ	FAIRY MEADOW, NSW-2519
P01	26/12/2025	ISSUED FOR INITIAL DISCUSSION	GJ		1st CHECK	2nd CHECK	
					SB	PB	
				DWG No:	APPROVED BY	PB	CLIENT NAME:
				PROJECT NO:	DATE :	06/01/2026	
				NO. - 445	SCALE:	1 : 20	
						ISSUED FOR CONSTRUCTION	

TITLE  
**MASTER BED ENS**



ELEVATION SIDE D

WC WITH BUILT-IN BIDET  
(ELECTRICAL & WATER  
SUPPLY PROVISION TO  
BUILT IN BIDET)

	TITLE	REVISION SCHEDULE				TRUE NORTH	DESIGN BY	DRAWN BY	LOT ADDRESS
		REVISION NO.	DATE	DESCRIPTION	REVISED BY				
	<b>MASTER BED ENS</b>	P00	07/10/2025	ISSUED FOR INITIAL DISCUSSION	GJ		GJ	FAIRY MEADOW, NSW-2519	
		P01	26/12/2025	ISSUED FOR INITIAL DISCUSSION	GJ		1st CHECK		2nd CHECK
							SB		PB
						DWG No:	APPROVED BY	PB	
						P16	DATE :	06/01/2026	CLIENT NAME:
					PROJECT NO :	SCALE:	1 : 20		
					NO. - 445	ISSUED FOR CONSTRUCTION			